

9.3.1.

**PROSJEČNA MJESEČNA ISPLAĆENA NETO PLAĆA PO ZAPOSLENOME U PRAVNIM OSOBAMA PREMA ODJELJCIMA NKD-u 2007. – MJESECI, OBRADA PREMA JOPPD OBRASCU**  
**AVERAGE MONTHLY PAID OFF NET EARNINGS PER PERSON IN PAID EMPLOYMENT IN LEGAL ENTITIES, ACCORDING TO NKD 2007. – MONTHS, RESULTS FROM JOPPD FORMS**

Molimo korisnike da pri korištenju podataka navedu izvor.

Users are kindly requested to state the source.

			kune															
			Kuna															
DRŽAVNI ZAVOD ZA STATISTIKU REPUBLIKE HRVATSKE CROATIAN BUREAU OF STATISTICS			Ø 2015.	Ø 2016.	Ø 2017.	Ø 2018.	Ø 2019.	Ø 2020.	Ø 2021.	I. 2015.	II. 2015.	III. 2015.	IV. 2015.	V. 2015.	VI. 2015.	VII. 2015.	VIII. 2015.	IX. 2015.
Ukupno	<i>Total</i>		5,594	5,685	5,985	6,242	6,457	6,763	7,129	5,554	5,502	5,613	5,595	5,586	5,643	5,552	5,575	5,545
A	Poljoprivreda, šumarstvo i ribarstvo	<i>Agriculture, forestry and fishing</i>	5,069	5,170	5,327	5,674	5,697	5,886	6,082	4,893	4,718	5,017	5,016	5,789	5,037	5,101	4,960	4,957
01	Biljna i stočarska proizvodnja, lovstvo i uslužne djelatnosti povezane s njima	<i>Crop and animal production, hunting and related service activities</i>	4,435	4,521	4,737	5,056	5,222	5,489	5,696	4,368	4,294	4,441	4,440	4,409	4,490	4,496	4,444	4,413
02	Šumarstvo i sječa drva	<i>Forestry and logging</i>	6,042	6,216	6,255	6,532	6,315	6,440	6,619	5,697	5,358	5,923	5,908	8,000	5,781	5,973	5,712	5,755
03	Ribarstvo	<i>Fishing and aquaculture</i>	4,723	4,825	5,085	5,459	5,711	5,994	6,248	4,598	4,549	4,600	4,687	4,663	5,026	4,865	4,726	4,730
B	Rudarstvo i vađenje	<i>Mining and quarrying</i>	7,272	7,345	7,379	7,858	7,906	7,824	8,219	7,877	6,806	6,831	7,261	7,633	7,876	7,142	7,044	6,880
06	Vađenje sirove nafte i prirodnog plina	<i>Extraction of crude petroleum and natural gas</i>	8,701	10,172	9,769	10,256	10,559	10,894	11,334	9,214	7,846	7,972	8,334	9,985	9,891	8,346	8,435	7,996
08	Ostalo rudarstvo i vađenje	<i>Other mining and quarrying</i>	5,073	5,324	5,611	5,916	6,301	6,639	7,030	4,883	4,763	4,959	5,017	5,025	5,119	5,151	4,950	4,984
09	Pomoćne uslužne djelatnosti u rudarstvu	<i>Mining support service activities</i>	8,472	8,007	8,043	8,906	8,635	8,008	8,603	10,005	8,192	7,927	8,889	8,402	9,164	8,302	8,102	8,084
C	Prerađivačka industrija	<i>Manufacturing</i>	5,038	5,159	5,447	5,708	5,940	6,239	6,566	4,953	4,974	5,098	4,973	5,035	5,131	5,060	4,948	5,034
10	Proizvodnja prehrambenih proizvoda	<i>Manufacture of food products</i>	4,696	4,809	5,043	5,334	5,507	5,762	6,023	4,693	4,557	4,726	4,653	4,645	4,828	4,710	4,693	4,689
11	Proizvodnja pića	<i>Manufacture of beverages</i>	6,527	6,632	6,993	7,358	7,592	7,608	7,913	6,287	6,352	7,255	6,357	6,388	6,604	6,444	6,290	6,326
12	Proizvodnja duhanskih proizvoda	<i>Manufacture of tobacco products</i>	7,118	7,548	7,967	7,861	7,867	9,228	9,681	6,327	6,285	7,160	7,281	7,131	7,361	7,513	7,344	7,585
13	Proizvodnja tekstila	<i>Manufacture of textiles</i>	3,791	3,934	4,204	4,354	4,605	4,929	5,306	3,708	3,610	3,765	3,708	3,704	3,850	3,890	3,700	3,794
14	Proizvodnja odjeće	<i>Manufacture of wearing apparel</i>	3,257	3,359	3,599	4,164	4,312	4,459	4,426	3,187	3,164	3,274	3,232	3,293	3,294	3,354	3,146	3,316
15	Proizvodnja kože i srodnih proizvoda	<i>Manufacture of leather and related products</i>	3,409	3,520	3,870	4,065	4,369	4,630	4,783	3,296	3,339	3,404	3,424	3,435	3,520	3,505	3,336	3,415
16	Prerada drva i proizvoda od drva i pluta, osim namještaja; proizvodnja proizvoda od slame i pletarskih materijala	<i>Manufacture of wood and of products of wood and cork, except furniture; manufacture of articles of straw and plaiting materials</i>	3,725	3,849	4,150	4,478	4,735	4,989	5,288	3,662	3,619	3,716	3,709	3,710	3,759	3,798	3,673	3,757
17	Proizvodnja papira i proizvoda od papira	<i>Manufacture of paper and paper</i>	5,116	5,176	5,425	5,675	5,948	6,161	6,536	5,041	4,971	5,125	5,087	5,554	5,165	5,107	5,033	5,037
18	Tiskanje i umnožavanje snimljenih zapisa	<i>Printing and reproduction of recorded media</i>	5,086	5,156	5,438	5,742	6,011	6,090	6,543	5,002	4,949	5,036	5,037	5,037	5,183	5,112	5,119	5,140
19	Proizvodnja koks i rafiniranih naftnih proizvoda	<i>Manufacture of coke and refined petroleum products</i>	8,917	10,136	9,611	10,037	10,438	10,911	11,353	9,428	8,046	8,175	8,547	10,252	10,172	8,586	8,657	8,293
20	Proizvodnja kemikalija i kemijskih proizvoda	<i>Manufacture of chemicals and chemical products</i>	5,694	5,777	6,020	6,220	6,471	6,664	6,944	5,747	5,469	5,763	5,711	5,617	5,672	5,676	5,684	5,651
21	Proizvodnja osnovnih farmaceutskih proizvoda i farmaceutskih pripravaka	<i>Manufacture of basic pharmaceutical products and pharmaceutical preparations</i>	9,468	9,560	9,894	9,584	10,307	10,412	11,089	8,958	14,266	8,896	9,044	9,302	9,334	9,149	9,312	8,757

Informacije/ Information

Telefon/ Phone: +385 (0) 1 4806-138, 4806-154

Elektronička pošta/ E-mail: stat.info@dzs.hr

9.3.1.

**PROSJEČNA MJESEČNA ISPLAĆENA NETO PLAĆA PO ZAPOSLENOME U PRAVNIM OSOBAMA PREMA ODJELJCIMA NKD-u 2007. – MJESECI, OBRADA PREMA JOPPD OBRASCU**  
**AVERAGE MONTHLY PAID OFF NET EARNINGS PER PERSON IN PAID EMPLOYMENT IN LEGAL ENTITIES, ACCORDING TO NKD 2007. – MONTHS, RESULTS FROM JOPPD FORMS**

Molimo korisnike da pri korištenju podataka navedu izvor.

Users are kindly requested to state the source.

			kune															
			Kuna															
DRŽAVNI ZAVOD ZA STATISTIKU REPUBLIKE HRVATSKE CROATIAN BUREAU OF STATISTICS			Ø 2015.	Ø 2016.	Ø 2017.	Ø 2018.	Ø 2019.	Ø 2020.	Ø 2021.	I. 2015.	II. 2015.	III. 2015.	IV. 2015.	V. 2015.	VI. 2015.	VII. 2015.	VIII. 2015.	IX. 2015.
22	Proizvodnja proizvoda od gume i plastike	<i>Manufacture of rubber and plastic products</i>	4,428	4,495	4,760	5,035	5,268	5,519	5,807	4,391	4,282	4,429	4,415	4,397	4,508	4,522	4,342	4,433
23	Proizvodnja ostalih nemetalnih mineralnih proizvoda	<i>Manufacture of other non-metallic mineral products</i>	5,598	5,678	5,946	6,212	6,560	6,820	7,202	5,534	5,423	5,569	5,571	5,645	5,709	5,640	5,473	5,607
24	Proizvodnja metala	<i>Manufacture of basic metals</i>	4,694	4,808	5,254	5,523	5,652	5,743	6,201	4,714	4,590	5,223	4,837	4,521	4,637	4,678	4,600	4,565
25	Proizvodnja gotovih metalnih proizvoda, osim strojeva i opreme	<i>Manufacture of fabricated metal products, except machinery and equipment</i>	4,978	5,113	5,402	5,653	5,816	6,100	6,505	4,900	4,776	5,009	4,965	4,956	5,051	5,102	4,910	5,049
26	Proizvodnja računala te elektroničkih i optičkih proizvoda	<i>Manufacture of computer, electronic and optical products</i>	8,632	8,842	9,326	9,412	9,787	7,051	7,753	8,151	9,292	11,194	8,095	8,636	8,085	8,196	8,087	8,202
27	Proizvodnja električne opreme	<i>Manufacture of electrical equipment</i>	6,172	6,338	6,667	6,816	7,105	7,557	7,882	5,783	5,731	5,963	5,921	6,195	6,667	6,002	5,843	6,473
28	Proizvodnja strojeva i uređaja, d. n.	<i>Manufacture of machinery and equipment n. e. c.</i>	5,578	5,728	5,998	6,193	6,398	6,809	7,385	5,372	5,314	5,516	5,567	5,603	5,678	5,610	5,430	5,578
29	Proizvodnja motornih vozila, prikolica i poluprikolica	<i>Manufacture of motor vehicles, trailers and semi-trailers</i>	5,070	5,151	5,379	5,907	6,307	6,592	6,124	5,051	4,876	5,031	5,030	5,132	5,225	5,087	5,027	4,997
30	Proizvodnja ostalih prijevoznih sredstava	<i>Manufacture of other transport</i>	5,862	6,058	6,317	6,144	5,863	6,370	6,646	5,773	5,600	5,894	5,843	5,792	5,934	5,998	5,805	5,919
31	Proizvodnja namještaja	<i>Manufacture of furniture</i>	3,827	3,979	4,287	4,562	4,892	5,099	5,419	3,783	3,681	3,821	3,829	3,805	3,819	3,914	3,858	3,827
32	Ostala prerađivačka industrija	<i>Other manufacturing</i>	3,930	4,048	4,374	4,745	4,957	5,137	5,535	3,936	3,848	3,949	3,958	3,957	3,918	3,994	3,820	3,912
33	Popravak i instaliranje strojeva i opreme	<i>Repair and installation of machinery and equipment</i>	5,599	5,755	6,038	6,163	6,460	8,221	8,758	5,509	5,359	5,538	5,537	5,524	5,668	5,662	5,509	5,666
D	Opskrba električnom energijom, plinom, parom i klimatizacija	<i>Electricity, gas, steam and air conditioning supply</i>	7,868	7,965	8,216	8,366	8,505	8,814	9,269	7,896	7,328	7,854	7,873	7,684	7,946	7,634	7,704	7,899
35	Opskrba električnom energijom, plinom, parom i klimatizacija	<i>Electricity, gas, steam and air conditioning supply</i>	7,868	7,965	8,216	8,366	8,505	8,814	9,269	7,896	7,328	7,854	7,873	7,684	7,946	7,634	7,704	7,899
E	Opskrba vodom; uklanjanje otpadnih voda, gospodarenje otpadom te djelatnosti sanacije okoliša	<i>Water supply; sewerage, waste management and remediation activities</i>	5,514	5,566	5,751	5,825	5,998	6,190	6,451	5,528	5,249	5,549	5,571	5,446	5,580	5,576	5,489	5,444
36	Skupljanje, pročišćavanje i opskrba vodom	<i>Water collection, treatment and</i>	5,926	6,063	6,199	6,279	6,440	6,655	6,914	5,913	5,546	5,934	5,973	5,827	6,003	6,095	5,836	5,894
37	Uklanjanje otpadnih voda	<i>Sewerage</i>	6,212	6,373	6,601	6,881	7,337	7,452	7,667	6,141	5,945	6,127	6,274	6,104	6,175	6,371	6,029	6,157
38	Skupljanje otpada, djelatnosti obrade i zbrinjavanja otpada; uporaba materijala	<i>Waste collection, treatment and disposal activities; materials recovery</i>	5,070	5,133	5,286	5,397	5,578	5,752	6,024	5,083	4,905	5,060	5,094	5,009	5,128	5,093	5,123	5,019
39	Djelatnosti sanacije okoliša te ostale djelatnosti gospodarenja otpadom	<i>Remediation activities and other waste management services</i>	6,736	6,306	7,120	7,108	7,462	7,515	7,932	6,773	6,208	7,160	7,004	6,738	6,863	6,614	6,653	6,420

Informacije/ Information

Telefon/ Phone: +385 (0) 1 4806-138, 4806-154

Elektronička pošta/ E-mail: stat.info@dzs.hr

9.3.1.

**PROSJEČNA MJESEČNA ISPLAĆENA NETO PLAĆA PO ZAPOSLENOME U PRAVNIM OSOBAMA PREMA ODJELJCIMA NKD-u 2007. – MJESECI, OBRADA PREMA JOPPD OBRASCU**  
**AVERAGE MONTHLY PAID OFF NET EARNINGS PER PERSON IN PAID EMPLOYMENT IN LEGAL ENTITIES, ACCORDING TO NKD 2007. – MONTHS, RESULTS FROM JOPPD FORMS**

Molimo korisnike da pri korištenju podataka navedu izvor.

Users are kindly requested to state the source.

			kune															
			Kuna															
DRŽAVNI ZAVOD ZA STATISTIKU REPUBLIKE HRVATSKE CROATIAN BUREAU OF STATISTICS			Ø 2015.	Ø 2016.	Ø 2017.	Ø 2018.	Ø 2019.	Ø 2020.	Ø 2021.	I. 2015.	II. 2015.	III. 2015.	IV. 2015.	V. 2015.	VI. 2015.	VII. 2015.	VIII. 2015.	IX. 2015.
F	Građevinarstvo	Construction	4,597	4,675	4,961	5,214	5,261	5,505	5,735	4,560	4,452	4,609	4,596	4,572	4,652	4,712	4,567	4,634
	41 Gradnja zgrada	Construction of buildings	3,921	4,024	4,290	4,569	4,705	4,966	5,189	3,873	3,788	3,925	3,923	3,919	3,957	3,991	3,920	3,952
	42 Gradnja građevina niskogradnje	Civil engineering	5,724	5,785	6,097	6,373	6,353	6,670	7,000	5,625	5,474	5,759	5,741	5,686	5,823	5,937	5,621	5,767
	43 Specijalizirane građevinske djelatnosti	Specialised construction activities	4,156	4,280	4,613	4,883	5,034	5,277	5,483	4,140	4,095	4,152	4,149	4,132	4,189	4,209	4,151	4,165
G	Trgovina na veliko i na malo; popravak motornih vozila i motocikla	Wholesale and retail trade; repair of motor vehicles and motorcycles	4,823	4,945	5,275	5,598	5,831	6,053	6,406	4,767	4,748	4,784	4,788	4,865	4,855	4,785	4,820	4,798
	45 Trgovina na veliko i na malo motornim vozilima i motociklima; popravak motornih vozila i motocikla	Wholesale and retail trade and repair of motor vehicles and motorcycles	5,071	5,250	5,652	6,022	6,302	6,234	6,647	4,945	5,035	5,047	5,119	5,047	5,159	5,074	5,013	5,036
	46 Trgovina na veliko, osim trgovine motornim vozilima i motociklima	Wholesale trade, except of motor vehicles and motorcycles	5,565	5,711	6,087	6,452	6,687	6,940	7,361	5,523	5,588	5,599	5,553	5,558	5,547	5,515	5,459	5,540
	47 Trgovina na malo, osim trgovine motornim vozilima i motociklima	Retail trade, except of motor vehicles and motorcycles	4,347	4,432	4,724	5,000	5,216	5,457	5,757	4,300	4,214	4,262	4,286	4,425	4,401	4,315	4,415	4,321
H	Prijevoz i skladištenje	Transportation and storage	5,887	5,960	6,190	6,394	6,581	6,541	6,767	5,830	5,617	5,808	5,877	5,862	6,079	5,959	5,939	5,851
	49 Kopneni prijevoz i cjevovodni transport	Land transport and transport via	5,174	5,279	5,513	5,789	5,845	5,942	6,175	5,206	4,903	5,133	5,182	5,140	5,267	5,257	5,180	5,135
	50 Vodeni prijevoz	Water transport	6,267	5,974	6,179	6,354	6,389	6,729	7,049	6,299	5,944	6,349	6,368	5,997	7,355	6,305	6,356	5,916
	51 Zračni prijevoz	Air transport	10,119	10,031	10,624	10,829	11,465	10,434	10,509	10,100	9,242	9,967	10,293	9,984	10,381	10,558	10,287	10,166
	52 Skladištenje i prateće djelatnosti u prijevozu	Warehousing and support activities for transportation	7,154	7,280	7,508	7,669	7,969	7,663	7,916	7,138	6,858	7,026	7,123	7,129	7,403	7,162	7,247	7,115
	53 Poštanske i kurirske djelatnosti	Postal and courier activities	4,809	4,844	5,044	5,190	5,383	5,618	5,857	4,581	4,706	4,723	4,750	4,830	4,825	4,861	4,818	4,833
I	Djelatnosti pružanja smještaja te pripreme i usluživanja hrane	Accommodation and food service activities	4,559	4,729	5,041	5,171	5,336	5,240	5,567	4,503	4,426	4,500	4,561	4,528	4,608	4,540	4,680	4,546
	55 Smještaj	Accommodation	5,284	5,444	5,684	5,861	6,023	6,005	6,458	5,424	5,359	5,410	5,381	5,207	5,279	5,171	5,334	5,172
	56 Djelatnost pripreme i usluživanja hrane i pića	Food and beverage service activities	3,584	3,740	4,015	4,175	4,345	4,491	4,694	3,512	3,474	3,497	3,528	3,571	3,607	3,612	3,711	3,585
J	Informacije i komunikacije	Information and communication	7,364	7,602	8,027	8,365	8,657	9,004	9,784	7,211	7,342	7,848	7,368	7,180	7,260	7,308	7,322	7,256
	58 Izdavačke djelatnosti	Publishing activities	6,311	6,500	6,684	6,816	7,048	7,224	7,639	6,249	6,049	6,183	6,273	6,241	6,231	6,528	6,241	6,322
	59 Proizvodnja filmova, videofilmova i televizijskog programa, djelatnosti snimanja zvučnih zapisa i izdavanja glazbenih zapisa	Motion picture, video and television programme production, sound recording and music publishing activities	5,213	5,352	5,696	5,997	6,282	6,235	6,488	5,124	5,310	5,210	5,197	5,214	5,294	5,194	5,213	5,163
	60 Emitiranje programa	Programming and broadcasting	6,799	6,837	7,028	7,030	7,138	7,191	7,618	6,847	6,414	6,850	6,927	6,705	6,952	6,934	6,737	6,771
	61 Telekomunikacije	Telecommunications	8,651	8,838	9,178	9,175	9,351	9,671	10,073	8,324	8,991	10,710	8,768	8,248	8,276	8,367	8,334	8,258

Informacije/ Information

Telefon/ Phone: +385 (0) 1 4806-138, 4806-154

Elektronička pošta/ E-mail: stat.info@dzs.hr

9.3.1.

**PROSJEČNA MJESEČNA ISPLAĆENA NETO PLAĆA PO ZAPOSLENOME U PRAVNIM OSOBAMA PREMA ODJELJCIMA NKD-u 2007. – MJESECI, OBRADA PREMA JOPPD OBRASCU**  
**AVERAGE MONTHLY PAID OFF NET EARNINGS PER PERSON IN PAID EMPLOYMENT IN LEGAL ENTITIES, ACCORDING TO NKD 2007. – MONTHS, RESULTS FROM JOPPD FORMS**

Molimo korisnike da pri korištenju podataka navedu izvor.

Users are kindly requested to state the source.

			kune															
			Kuna															
DRŽAVNI ZAVOD ZA STATISTIKU REPUBLIKE HRVATSKE CROATIAN BUREAU OF STATISTICS			Ø 2015.	Ø 2016.	Ø 2017.	Ø 2018.	Ø 2019.	Ø 2020.	Ø 2021.	I. 2015.	II. 2015.	III. 2015.	IV. 2015.	V. 2015.	VI. 2015.	VII. 2015.	VIII. 2015.	IX. 2015.
62	Računalno programiranje, savjetovanje i djelatnosti povezane s njima	<i>Computer programming, consultancy and related activities</i>	7,394	7,783	8,482	9,131	9,465	9,660	10,549	7,214	7,330	7,215	7,314	7,265	7,359	7,344	7,577	7,412
63	Informacijske uslužne djelatnosti	<i>Information service activities</i>	6,439	6,883	7,182	7,727	8,549	9,130	10,652	6,319	6,224	6,400	6,313	6,344	6,356	6,312	6,360	6,372
K	Financijske djelatnosti i djelatnosti osiguranja	<i>Financial and insurance activities</i>	7,747	7,890	8,338	8,523	8,862	9,329	9,757	7,509	7,563	7,952	8,293	7,574	7,746	7,611	7,564	7,620
64	Financijske uslužne djelatnosti, osim osiguranja i mirovinskih fondova	<i>Financial service activities, except insurance and pension funding</i>	8,601	8,741	9,171	9,290	9,637	10,155	10,647	8,281	8,282	8,899	9,559	8,301	8,601	8,314	8,299	8,407
65	Osiguranje, reosiguranje i mirovinski fondovi, osim obveznoga socijalnog osiguranja	<i>Insurance, reinsurance and pension funding, except compulsory social security</i>	6,952	7,083	7,583	7,881	8,195	8,722	9,229	6,755	6,819	7,099	6,914	6,943	7,010	7,146	6,981	6,995
66	Pomoćne djelatnosti kod financijskih usluga i djelatnosti osiguranja	<i>Activities auxiliary to financial services and insurance activities</i>	6,031	6,184	6,525	6,738	7,136	7,392	7,564	5,993	6,250	5,960	6,064	6,047	5,960	5,939	5,958	5,901
L	Poslovanje nekretninama	<i>Real estate activities</i>	5,366	5,479	5,754	5,921	5,994	6,211	6,615	5,279	5,272	5,383	5,387	5,345	5,462	5,346	5,344	5,290
68	Poslovanje nekretninama	<i>Real estate activities</i>	5,366	5,479	5,754	5,921	5,994	6,211	6,615	5,279	5,272	5,383	5,387	5,345	5,462	5,346	5,344	5,290
M	Stručne, znanstvene i tehničke djelatnosti	<i>Professional, scientific and technical activities</i>	6,224	6,323	6,723	7,058	7,282	7,409	7,862	6,167	6,195	6,177	6,176	6,302	6,292	6,173	6,177	6,162
69	Pravne i računovodstvene djelatnosti	<i>Legal and accounting activities</i>	5,002	5,135	5,521	5,764	5,922	6,124	6,395	4,896	4,899	4,953	4,974	4,992	5,125	4,970	5,030	5,002
70	Upravljačke djelatnosti; savjetovanje u vezi s upravljanjem	<i>Activities of head offices; management consultancy activities</i>	7,005	7,100	7,477	7,404	7,501	7,414	7,733	6,957	6,978	6,965	6,994	6,926	7,124	6,965	6,948	6,953
71	Arhitektonske djelatnosti i inženjerstvo; tehničko ispitivanje i analiza	<i>Architectural and engineering activities; technical testing and analysis</i>	6,140	6,251	6,618	6,974	7,207	7,285	7,790	6,026	5,991	6,052	6,095	6,456	6,229	6,165	6,074	6,103
72	Znanstveno istraživanje i razvoj	<i>Scientific research and development</i>	8,406	8,485	8,982	9,166	9,454	9,969	10,680	8,419	8,365	8,193	8,287	8,150	8,446	8,056	8,378	8,228
73	Promidžba (reklama i propaganda) i istraživanje tržišta	<i>Advertising and market research</i>	6,600	6,667	7,221	8,448	8,751	8,925	9,540	6,802	7,421	6,797	6,413	6,454	6,381	6,410	6,440	6,447
74	Ostale stručne, znanstvene i tehničke djelatnosti	<i>Other professional, scientific and technical activities</i>	4,701	4,677	5,082	5,862	6,163	6,163	6,650	4,678	4,687	4,769	4,790	4,725	4,717	4,674	4,676	4,620
75	Veterinarske djelatnosti	<i>Veterinary activities</i>	5,591	5,666	5,870	5,948	6,219	6,313	6,538	5,517	5,493	5,669	5,662	5,634	5,637	5,639	5,601	5,540
N	Administrativne i pomoćne uslužne djelatnosti	<i>Administrative and support service activities</i>	3,944	4,026	4,302	4,818	4,956	5,188	5,336	3,915	3,822	3,902	3,929	3,959	3,964	3,999	3,991	3,950
77	Djelatnosti iznajmljivanja i davanja u zakup (leasing)	<i>Rental and leasing activities</i>	4,882	5,042	5,427	5,800	6,206	6,115	6,550	4,915	4,885	4,824	4,812	4,954	4,813	4,854	4,799	4,787
78	Djelatnosti zapošljavanja	<i>Employment activities</i>	4,076	4,130	4,312	4,636	4,918	5,290	5,506	4,195	4,057	4,132	4,137	4,127	4,104	4,069	4,018	4,012
79	Putničke agencije, organizatori putovanja (turoperatori) i ostale rezervacijske usluge te djelatnosti povezane s njima	<i>Travel agency, tour operator reservation service and related activities</i>	5,181	5,258	5,618	5,636	5,759	5,592	5,697	5,338	5,320	5,291	5,247	5,107	5,047	5,001	5,037	5,081

Informacije/ Information

Telefon/ Phone: +385 (0) 1 4806-138, 4806-154

Elektronička pošta/ E-mail: stat.info@dzs.hr

9.3.1.

**PROSJEČNA MJESEČNA ISPLAĆENA NETO PLAĆA PO ZAPOSLENOME U PRAVNIM OSOBAMA PREMA ODJELJCIMA NKD-u 2007. – MJESECI, OBRADA PREMA JOPPD OBRASCU**  
**AVERAGE MONTHLY PAID OFF NET EARNINGS PER PERSON IN PAID EMPLOYMENT IN LEGAL ENTITIES, ACCORDING TO NKD 2007. – MONTHS, RESULTS FROM JOPPD FORMS**

Molimo korisnike da pri korištenju podataka navedu izvor.

Users are kindly requested to state the source.

			kune															
			Kuna															
DRŽAVNI ZAVOD ZA STATISTIKU REPUBLIKE HRVATSKE CROATIAN BUREAU OF STATISTICS			Ø 2015.	Ø 2016.	Ø 2017.	Ø 2018.	Ø 2019.	Ø 2020.	Ø 2021.	I. 2015.	II. 2015.	III. 2015.	IV. 2015.	V. 2015.	VI. 2015.	VII. 2015.	VIII. 2015.	IX. 2015.
80	Zaštitne i istražne djelatnosti	<i>Security and investigation activities</i>	3,424	3,437	3,719	4,281	4,305	4,428	4,509	3,363	3,220	3,376	3,371	3,436	3,435	3,567	3,574	3,472
81	Usluge u vezi s upravljanjem i održavanjem zgrada te djelatnosti uređenja i održavanja krajolika	<i>Services to buildings and landscape activities</i>	3,458	3,522	3,739	4,248	4,276	4,811	4,855	3,428	3,382	3,420	3,439	3,458	3,495	3,490	3,479	3,458
82	Uredske administrativne i pomoćne djelatnosti te ostale poslovne pomoćne djelatnosti	<i>Office administrative, office support and other business support activities</i>	4,761	4,862	4,989	5,778	5,752	6,078	6,571	4,750	4,643	4,713	4,780	4,715	4,792	4,794	4,859	4,809
O	Javna uprava i obrana; obvezno socijalno osiguranje	<i>Public administration and defence; compulsory social security</i>	6,455	6,552	6,871	7,126	7,488	7,996	8,391	6,447	6,373	6,424	6,447	6,358	6,480	6,443	6,525	6,317
84	Javna uprava i obrana; obvezno socijalno osiguranje	<i>Public administration and defence; compulsory social security</i>	6,455	6,552	6,871	7,126	7,488	7,996	8,391	6,447	6,373	6,424	6,447	6,358	6,480	6,443	6,525	6,317
P	Obrazovanje	<i>Education</i>	6,155	6,147	6,391	6,580	6,802	7,285	7,816	6,068	6,113	6,132	6,110	6,138	6,206	6,021	6,169	6,255
85	Obrazovanje	<i>Education</i>	6,155	6,147	6,391	6,580	6,802	7,285	7,816	6,068	6,113	6,132	6,110	6,138	6,206	6,021	6,169	6,255
Q	Djelatnosti zdravstvene zaštite i socijalne skrbi	<i>Human health and social work activities</i>	6,609	6,696	7,004	7,221	7,519	8,195	8,808	6,515	6,381	6,469	6,553	6,587	6,796	6,580	6,857	6,497
86	Djelatnosti zdravstvene zaštite	<i>Human health activities</i>	7,118	7,263	7,573	7,811	8,168	8,807	9,547	6,981	6,841	6,932	7,041	7,092	7,333	7,083	7,424	6,992
87	Djelatnosti socijalne skrbi sa smještajem	<i>Residential care activities</i>	4,723	4,751	4,968	5,294	5,660	5,947	6,188	4,709	4,564	4,644	4,734	4,751	4,862	4,671	4,765	4,635
88	Djelatnosti socijalne skrbi bez smještaja	<i>Social work activities without accommodation</i>	4,702	4,538	4,865	5,025	5,105	5,941	6,129	4,768	4,735	4,832	4,699	4,644	4,708	4,712	4,761	4,719
R	Umjetnost, zabava i rekreacija	<i>Arts, entertainment and recreation</i>	5,288	5,376	5,666	5,914	6,151	6,261	6,604	5,270	5,209	5,288	5,260	5,270	5,307	5,227	5,272	5,313
90	Kreativne, umjetničke i zabavne djelatnosti	<i>Creative, arts and entertainment</i>	6,305	6,355	6,604	6,742	6,971	7,048	7,294	6,315	6,273	6,340	6,314	6,291	6,334	6,299	6,215	6,229
91	Knjižnice, arhivi, muzeji i ostale kulturne djelatnosti	<i>Libraries, archives, museums and other cultural activities</i>	5,913	5,949	6,246	6,400	6,587	6,827	7,166	5,866	5,831	5,879	5,859	5,837	5,987	5,829	5,905	6,077
92	Djelatnosti kockanja i klađenja	<i>Gambling and betting activities</i>	4,498	4,591	4,934	5,297	5,667	5,698	6,026	4,493	4,371	4,479	4,464	4,527	4,580	4,465	4,566	4,456
93	Sportske djelatnosti te zabavne i rekreacijske djelatnosti	<i>Sports activities and amusement and recreation activities</i>	4,959	5,109	5,366	5,618	5,791	5,945	6,311	4,945	4,912	4,999	4,938	4,937	4,877	4,885	4,905	4,964
S	Ostale uslužne djelatnosti	<i>Other service activities</i>	4,745	4,844	5,228	5,472	5,601	5,541	5,660	4,771	4,744	4,762	4,803	4,778	4,726	4,697	4,676	4,639
94	Djelatnosti članskih organizacija	<i>Activities of membership</i>	5,567	5,656	5,891	6,004	6,029	6,340	6,335	5,677	5,665	5,731	5,617	5,615	5,463	5,405	5,360	5,334
95	Popravak računala i predmeta za osobnu uporabu i kućanstvo	<i>Repair of computers and personal and household goods</i>	5,609	5,758	6,488	6,942	7,277	5,606	5,765	5,589	5,425	5,317	5,994	5,660	5,606	5,699	5,742	5,564
96	Ostale osobne uslužne djelatnosti	<i>Other personal service activities</i>	3,330	3,424	3,810	4,038	4,259	4,455	4,642	3,289	3,267	3,294	3,316	3,365	3,362	3,354	3,341	3,322

Informacije/ Information

Telefon/ Phone: +385 (0) 1 4806-138, 4806-154

Elektronička pošta/ E-mail: stat.info@dzs.hr


9.3.1.

**PROSJEČNA MJESEČNA ISPLAĆENA NETO PLAĆA PO ZAPOSLENOME U PRAVNIM OSOBAMA PREMA ODJELJCIMA NKD-u 2007. – MJESECI, OBRADA PREMA JOPPD OBRASCU**  
**AVERAGE MONTHLY PAID OFF NET EARNINGS PER PERSON IN PAID EMPLOYMENT IN LEGAL ENTITIES, ACCORDING TO NKD 2007. – MONTHS, RESULTS FROM JOPPD FORMS**

Molimo korisnike da pri korištenju podataka navedu izvor.

*Users are kindly requested to state the source.*

kune  
Kuna

 DRŽAVNI ZAVOD ZA STATISTIKU REPUBLIKE HRVATSKE CROATIAN BUREAU OF STATISTICS		Ø 2015.	Ø 2016.	Ø 2017.	Ø 2018.	Ø 2019.	Ø 2020.	Ø 2021.	I. 2015.	II. 2015.	III. 2015.	IV. 2015.	V. 2015.	VI. 2015.	VII. 2015.	VIII. 2015.	IX. 2015.
		T	Djelatnosti kućanstava kao poslodavaca; djelatnosti kućanstava koja proizvode različitu robu i obavljaju različite usluge za vlastite potrebe	-	-	-	-	-	-	-	-	-	-	-	-	-	-
	<i>Activities of households as employers; undifferentiated goods – and services – producing activities of households for own use</i>																
97	Djelatnosti kućanstava koja zapošljavaju poslugu	-	-	-	-	-	-	-	-	-	-	-	-	-	-	-	-
	<i>Activities of households as employers of domestic personnel</i>																
98	Djelatnosti privatnih kućanstava koja proizvode različitu robu i obavljaju različite usluge za vlastite potrebe	-	-	-	-	-	-	-	-	-	-	-	-	-	-	-	-
	<i>Undifferentiated goods – and services – producing activities of private households for own use</i>																
U	Djelatnosti izvanteritorijalnih organizacija i tijela	-	-	-	-	-	-	-	-	-	-	-	-	-	-	-	-
	<i>Activities of extraterritorial organisations and bodies</i>																
99	Djelatnosti izvanteritorijalnih organizacija i tijela	-	-	-	-	-	-	-	-	-	-	-	-	-	-	-	-
	<i>Activities of extraterritorial organisations and bodies</i>																

Informacije/ Information

Telefon/ Phone: +385 (0) 1 4806-138, 4806-154

Elektronička pošta/ E-mail: stat.info@dzs.hr


9.3.1.

**PROSJEČNA MJESEČNA ISPLAĆENA NETO PLAĆA PO ZAPOSLENOME U P**  
**AVERAGE MONTHLY PAID OFF NET EARNINGS PER PERSON IN PAID EMPL**

Molimo korisnike da pri korištenju podataka navedu izvor.

Users are kindly requested to state the source.

 kune  
 Kuna

 DRŽAVNI ZAVOD ZA STATISTIKU REPUBLIKE HRVATSKE CROATIAN BUREAU OF STATISTICS			X.	XI.	XII.	I.	II.	III.	IV.	V.	VI.	VII.	VIII.	IX.	X.	XI.	XII.	I.	
			2015.	2015.	2015.	2016.	2016.	2016.	2016.	2016.	2016.	2016.	2016.	2016.	2016.	2016.	2016.	2016.	2017.
Ukupno	<i>Total</i>		5,630	5,689	5,648	5,646	5,652	5,722	5,633	5,706	5,686	5,594	5,673	5,624	5,642	5,805	5,838	5,895	
A	Poljoprivreda, šumarstvo i ribarstvo	<i>Agriculture, forestry and fishing</i>	5,195	5,014	5,120	4,948	4,906	5,106	4,978	6,181	5,097	4,986	5,177	5,252	4,998	5,165	5,237	5,184	
01	Biljna i stočarska proizvodnja, lovstvo i uslužne djelatnosti povezane s njima	<i>Crop and animal production, hunting and related service activities</i>	4,472	4,497	4,439	4,430	4,390	4,468	4,473	4,482	4,541	4,513	4,556	4,528	4,557	4,660	4,638	4,660	
02	Šumarstvo i sječa drva	<i>Forestry and logging</i>	6,387	5,830	6,200	5,779	5,702	6,125	5,784	9,032	5,929	5,720	6,151	6,427	5,714	5,996	6,246	6,045	
03	Ribarstvo	<i>Fishing and aquaculture</i>	4,650	4,773	4,761	4,727	4,685	4,720	4,667	4,894	4,952	4,876	4,891	4,825	4,802	4,961	4,875	4,932	
B	Rudarstvo i vađenje	<i>Mining and quarrying</i>	6,993	7,673	7,238	8,283	7,070	7,527	7,163	8,801	7,437	6,830	6,874	6,782	6,784	7,086	7,350	7,047	
06	Vađenje sirove nafte i prirodnog plina	<i>Extraction of crude petroleum and natural gas</i>	8,283	9,241	8,864	12,366	9,554	10,622	9,312	13,452	10,481	9,038	9,015	8,862	8,981	9,009	10,045	9,347	
08	Ostalo rudarstvo i vađenje	<i>Other mining and quarrying</i>	5,122	5,714	5,177	5,016	5,108	5,240	5,186	5,237	5,421	5,267	5,370	5,295	5,317	5,826	5,635	5,385	
09	Pomoćne uslužne djelatnosti u rudarstvu	<i>Mining support service activities</i>	7,987	8,522	8,076	8,177	7,883	8,372	8,289	10,343	8,092	7,440	7,474	7,390	7,296	7,445	7,716	7,608	
C	Prerađivačka industrija	<i>Manufacturing</i>	5,023	5,146	5,079	5,022	5,200	5,174	5,041	5,170	5,198	5,089	5,135	5,123	5,096	5,375	5,285	5,270	
10	Proizvodnja prehrambenih proizvoda	<i>Manufacture of food products</i>	4,687	4,671	4,791	4,700	4,661	4,800	4,733	4,779	4,844	4,872	4,895	4,799	4,778	4,867	4,971	4,944	
11	Proizvodnja pića	<i>Manufacture of beverages</i>	6,250	7,145	6,619	6,114	7,303	6,513	6,725	6,294	6,505	6,248	6,458	6,444	6,320	7,656	7,091	6,508	
12	Proizvodnja duhanskih proizvoda	<i>Manufacture of tobacco products</i>	7,600	7,434	6,873	6,271	6,586	7,021	6,881	7,242	8,608	8,145	8,893	8,111	8,161	7,974	7,402	7,052	
13	Proizvodnja tekstila	<i>Manufacture of textiles</i>	3,838	3,929	4,012	3,837	3,890	3,933	3,882	3,925	3,989	3,910	3,919	3,916	3,947	4,053	4,005	4,105	
14	Proizvodnja odjeće	<i>Manufacture of wearing apparel</i>	3,238	3,334	3,247	3,309	3,256	3,326	3,291	3,364	3,353	3,390	3,282	3,401	3,395	3,529	3,411	3,426	
15	Proizvodnja kože i srodnih proizvoda	<i>Manufacture of leather and related products</i>	3,507	3,407	3,329	3,285	3,330	3,402	3,455	3,563	3,629	3,545	3,492	3,575	3,605	3,769	3,626	3,726	
16	Prerada drva i proizvoda od drva i pluta, osim namještaja; proizvodnja proizvoda od slame i pletarskih materijala	<i>Manufacture of wood and of products of wood and cork, except furniture; manufacture of articles of straw and plaiting materials</i>	3,765	3,764	3,763	3,796	3,794	3,875	3,841	3,838	3,874	3,809	3,837	3,826	3,850	3,902	3,944	4,042	
17	Proizvodnja papira i proizvoda od papira	<i>Manufacture of paper and paper</i>	5,095	5,135	5,039	5,038	4,989	5,143	5,080	5,265	5,251	5,180	5,192	5,221	5,117	5,332	5,293	5,390	
18	Tiskanje i umnožavanje snimljenih zapisa	<i>Printing and reproduction of recorded media</i>	5,151	5,155	5,105	5,104	5,034	5,122	5,054	5,137	5,195	5,149	5,177	5,148	5,152	5,373	5,215	5,359	
19	Proizvodnja koks i rafiniranih naftnih proizvoda	<i>Manufacture of coke and refined petroleum products</i>	8,674	9,388	8,780	12,638	9,479	10,943	9,193	13,466	10,443	8,848	8,863	8,694	8,825	8,840	9,890	9,144	
20	Proizvodnja kemikalija i kemijskih proizvoda	<i>Manufacture of chemicals and chemical products</i>	5,669	5,869	5,801	5,726	5,618	5,859	5,687	5,764	5,761	5,724	5,925	5,672	5,658	5,988	5,941	6,068	
21	Proizvodnja osnovnih farmaceutskih proizvoda i farmaceutskih pripravaka	<i>Manufacture of basic pharmaceutical products and pharmaceutical preparations</i>	8,987	8,883	8,851	8,814	14,712	8,852	9,174	9,396	9,202	9,087	9,055	8,921	9,188	9,083	9,265	9,345	

Informacije/ Information

Telefon/ Phone: +385 (0) 1 4806-138, 4806-154

Elektronička pošta/ E-mail: stat.info@dzs.hr

9.3.1.

**PROSJEČNA MJESEČNA ISPLAĆENA NETO PLAĆA PO ZAPOSLENOME U P**  
**AVERAGE MONTHLY PAID OFF NET EARNINGS PER PERSON IN PAID EMPL**

Molimo korisnike da pri korištenju podataka navedu izvor.

Users are kindly requested to state the source.

kune  
Kuna

DRŽAVNI ZAVOD ZA STATISTIKU REPUBLIKE HRVATSKE CROATIAN BUREAU OF STATISTICS			X. 2015.	XI. 2015.	XII. 2015.	I. 2016.	II. 2016.	III. 2016.	IV. 2016.	V. 2016.	VI. 2016.	VII. 2016.	VIII. 2016.	IX. 2016.	X. 2016.	XI. 2016.	XII. 2016.	I. 2017.
22	Proizvodnja proizvoda od gume i plastike	<i>Manufacture of rubber and plastic products</i>	4,442	4,510	4,449	4,406	4,442	4,527	4,453	4,500	4,529	4,444	4,518	4,485	4,434	4,633	4,564	4,668
23	Proizvodnja ostalih nemetalnih mineralnih proizvoda	<i>Manufacture of other non-metallic mineral products</i>	5,475	5,885	5,617	5,553	5,577	5,784	5,511	5,657	5,853	5,531	5,617	5,515	5,484	6,037	6,021	5,855
24	Proizvodnja metala	<i>Manufacture of basic metals</i>	4,633	4,577	4,644	4,566	4,499	4,984	4,712	4,771	4,834	4,749	5,020	4,838	4,818	4,933	4,909	4,975
25	Proizvodnja gotovih metalnih proizvoda, osim strojeva i opreme	<i>Manufacture of fabricated metal products, except machinery and equipment</i>	5,051	4,974	4,996	4,916	5,002	5,147	5,033	5,108	5,158	5,072	5,135	5,116	5,133	5,361	5,159	5,212
26	Proizvodnja računala te elektroničkih i optičkih proizvoda	<i>Manufacture of computer, electronic and optical products</i>	8,234	8,938	8,446	8,330	11,551	9,717	8,298	8,820	8,293	8,283	8,280	8,360	8,352	9,114	8,769	8,624
27	Proizvodnja električne opreme	<i>Manufacture of electrical equipment</i>	6,052	7,056	6,363	5,940	5,930	6,400	5,991	6,410	6,794	6,010	6,048	6,434	6,040	7,482	6,629	6,266
28	Proizvodnja strojeva i uređaja, d. n.	<i>Manufacture of machinery and equipment n. e. c.</i>	5,590	5,976	5,714	5,488	5,536	5,667	5,691	5,636	5,773	5,690	5,718	5,742	5,736	6,174	5,916	5,873
29	Proizvodnja motornih vozila, prikolica i poluprikolica	<i>Manufacture of motor vehicles, trailers and semi-trailers</i>	5,091	5,227	5,065	5,109	4,980	5,138	5,078	5,124	5,201	5,097	5,075	5,081	5,147	5,522	5,254	5,221
30	Proizvodnja ostalih prijevoznih sredstava	<i>Manufacture of other transport</i>	5,903	5,936	5,943	5,729	5,821	6,230	5,875	6,046	6,151	5,959	6,145	6,133	6,050	6,281	6,250	6,197
31	Proizvodnja namještaja	<i>Manufacture of furniture</i>	3,859	3,863	3,867	3,823	3,871	3,983	3,959	3,987	3,990	3,981	4,012	4,083	3,951	4,057	4,043	4,117
32	Ostala prerađivačka industrija	<i>Other manufacturing</i>	3,972	3,968	3,930	3,924	3,913	4,046	3,998	4,137	4,062	4,047	3,990	4,065	4,172	4,146	4,072	4,308
33	Popravak i instaliranje strojeva i opreme	<i>Repair and installation of machinery and equipment</i>	5,726	5,712	5,783	5,553	5,572	5,734	5,628	5,798	5,794	5,702	5,828	5,780	5,806	5,909	5,934	5,882
D	Opskrba električnom energijom, plinom, parom i klimatizacija	<i>Electricity, gas, steam and air conditioning supply</i>	7,878	8,566	8,163	7,675	7,596	8,140	7,603	8,109	7,916	7,326	8,263	7,985	7,740	9,064	8,169	8,256
35	Opskrba električnom energijom, plinom, parom i klimatizacija	<i>Electricity, gas, steam and air conditioning supply</i>	7,878	8,566	8,163	7,675	7,596	8,140	7,603	8,109	7,916	7,326	8,263	7,985	7,740	9,064	8,169	8,256
E	Opskrba vodom; uklanjanje otpadnih voda, gospodarenje otpadom te djelatnosti sanacije okoliša	<i>Water supply; sewerage, waste management and remediation activities</i>	5,563	5,523	5,641	5,480	5,363	5,619	5,458	5,514	5,556	5,469	5,675	5,499	5,465	5,962	5,719	5,702
36	Skupljanje, pročišćavanje i opskrba vodom	<i>Water collection, treatment and</i>	6,000	5,909	6,170	5,847	5,773	6,145	5,877	6,031	6,091	5,928	6,221	5,975	5,922	6,722	6,228	6,168
37	Uklanjanje otpadnih voda	<i>Sewerage</i>	6,210	6,697	6,285	6,135	6,060	6,314	6,300	6,242	6,344	6,269	6,880	6,290	6,846	6,409	6,381	6,471
38	Skupljanje otpada, djelatnosti obrade i zbrinjavanja otpada; uporaba materijala	<i>Waste collection, treatment and disposal activities; materials recovery</i>	5,105	5,058	5,155	5,095	4,977	5,164	5,057	5,096	5,118	5,080	5,255	5,075	5,045	5,391	5,231	5,242
39	Djelatnosti sanacije okoliša te ostale djelatnosti gospodarenja otpadom	<i>Remediation activities and other waste management services</i>	6,868	6,943	6,569	6,418	6,015	6,257	6,343	6,034	6,231	6,204	6,007	6,466	6,224	6,470	6,956	6,828

Informacije/ Information

Telefon/ Phone: +385 (0) 1 4806-138, 4806-154

Elektronička pošta/ E-mail: stat.info@dzs.hr




9.3.1.

**PROSJEČNA MJESEČNA ISPLAĆENA NETO PLAĆA PO ZAPOSLENOME U P**  
**AVERAGE MONTHLY PAID OFF NET EARNINGS PER PERSON IN PAID EMPL**

Molimo korisnike da pri korištenju podataka navedu izvor.

Users are kindly requested to state the source.

 kune  
 Kuna

 DRŽAVNI ZAVOD ZA STATISTIKU REPUBLIKE HRVATSKE CROATIAN BUREAU OF STATISTICS			X.	XI.	XII.	I.	II.	III.	IV.	V.	VI.	VII.	VIII.	IX.	X.	XI.	XII.	I.
			2015.	2015.	2015.	2016.	2016.	2016.	2016.	2016.	2016.	2016.	2016.	2016.	2016.	2016.	2016.	2016.
F	Građevinarstvo	<i>Construction</i>	4,595	4,581	4,633	4,549	4,566	4,696	4,601	4,661	4,710	4,632	4,746	4,690	4,648	4,799	4,800	4,879
	41 Gradnja zgrada	<i>Construction of buildings</i>	3,940	3,905	3,947	3,913	3,948	4,020	3,982	4,002	4,042	4,034	4,085	4,047	4,024	4,080	4,113	4,166
	42 Gradnja građevina niskogradnje	<i>Civil engineering</i>	5,718	5,746	5,780	5,591	5,599	5,893	5,671	5,818	5,869	5,663	5,877	5,744	5,668	6,027	6,001	6,053
	43 Specijalizirane građevinske djelatnosti	<i>Specialised construction activities</i>	4,158	4,135	4,198	4,190	4,211	4,249	4,233	4,252	4,287	4,250	4,318	4,320	4,298	4,344	4,398	4,531
G	Trgovina na veliko i na malo; popravak motornih vozila i motocikla	<i>Wholesale and retail trade; repair of motor vehicles and motorcycles</i>	4,830	4,962	4,873	4,914	4,891	4,915	4,861	4,978	4,938	4,888	4,934	4,895	4,956	5,074	5,092	5,129
	45 Trgovina na veliko i na malo motornim vozilima i motociklima; popravak motornih vozila i motocikla	<i>Wholesale and retail trade and repair of motor vehicles and motorcycles</i>	5,094	5,122	5,157	5,096	5,101	5,227	5,300	5,329	5,207	5,223	5,210	5,199	5,252	5,358	5,496	5,524
	46 Trgovina na veliko, osim trgovine motornim vozilima i motociklima	<i>Wholesale trade, except of motor vehicles and motorcycles</i>	5,512	5,734	5,658	5,683	5,723	5,768	5,660	5,680	5,692	5,625	5,624	5,659	5,643	5,859	5,918	5,971
	47 Trgovina na malo, osim trgovine motornim vozilima i motociklima	<i>Retail trade, except of motor vehicles and motorcycles</i>	4,379	4,472	4,365	4,410	4,351	4,348	4,309	4,498	4,440	4,393	4,477	4,385	4,491	4,551	4,529	4,560
H	Prijevoz i skladištenje	<i>Transportation and storage</i>	5,876	5,918	6,016	5,892	5,779	6,010	5,797	5,976	6,013	5,850	6,111	5,888	5,881	6,207	6,116	6,170
	49 Kopneni prijevoz i cjevovodni transport	<i>Land transport and transport via</i>	5,195	5,115	5,367	5,248	5,100	5,340	5,124	5,299	5,301	5,186	5,391	5,205	5,184	5,584	5,379	5,490
	50 Vodeni prijevoz	<i>Water transport</i>	5,996	6,018	6,187	5,972	5,800	6,281	5,809	5,785	5,879	5,856	6,146	5,777	5,952	6,282	6,213	6,303
	51 Zračni prijevoz	<i>Air transport</i>	10,238	9,758	10,355	9,811	9,550	10,441	9,547	10,218	10,061	9,758	10,610	9,804	9,802	10,120	10,649	10,453
	52 Skladištenje i prateće djelatnosti u prijevozu	<i>Warehousing and support activities for transportation</i>	7,112	7,260	7,266	7,136	7,018	7,305	7,037	7,320	7,410	7,072	7,533	7,194	7,180	7,616	7,535	7,516
	53 Poštanske i kurirske djelatnosti	<i>Postal and courier activities</i>	4,824	5,136	4,851	4,818	4,840	4,824	4,853	4,823	4,832	4,856	4,827	4,838	4,838	4,823	4,957	5,002
I	Djelatnosti pružanja smještaja te pripreme i usluživanja hrane	<i>Accommodation and food service activities</i>	4,588	4,546	4,592	4,623	4,602	4,676	4,660	4,724	4,771	4,724	4,876	4,750	4,728	4,718	4,788	4,894
	55 Smještaj	<i>Accommodation</i>	5,234	5,247	5,383	5,500	5,518	5,591	5,437	5,401	5,427	5,341	5,560	5,378	5,338	5,383	5,593	5,744
	56 Djelatnost pripreme i usluživanja hrane i pića	<i>Food and beverage service activities</i>	3,615	3,604	3,624	3,648	3,607	3,639	3,671	3,730	3,772	3,791	3,850	3,757	3,786	3,767	3,795	3,894
J	Informacije i komunikacije	<i>Information and communication</i>	7,395	7,379	7,496	7,500	7,710	8,080	7,494	7,458	7,459	7,443	7,629	7,424	7,540	7,653	7,829	7,903
	58 Izdavačke djelatnosti	<i>Publishing activities</i>	6,426	6,390	6,596	6,682	6,425	6,588	6,465	6,438	6,446	6,477	6,472	6,419	6,406	6,514	6,664	6,721
	59 Proizvodnja filmova, videofilmova i televizijskog programa, djelatnosti snimanja zvučnih zapisa i izdavanja glazbenih zapisa	<i>Motion picture, video and television programme production, sound recording and music publishing activities</i>	5,178	5,246	5,216	5,246	5,412	5,339	5,287	5,281	5,322	5,268	5,211	5,225	5,266	5,876	5,487	5,604
	60 Emitiranje programa	<i>Programming and broadcasting</i>	6,827	6,630	7,001	6,662	6,546	7,107	6,640	6,958	6,919	6,696	7,137	6,806	6,697	6,855	7,015	7,049
	61 Telekomunikacije	<i>Telecommunications</i>	8,511	8,585	8,384	8,728	9,520	10,536	8,753	8,520	8,403	8,449	8,426	8,389	8,738	8,640	8,845	9,092

Informacije/ Information

Telefon/ Phone: +385 (0) 1 4806-138, 4806-154

Elektronička pošta/ E-mail: stat.info@dzs.hr


9.3.1.

**PROSJEČNA MJESEČNA ISPLAĆENA NETO PLAĆA PO ZAPOSLENOME U P**  
*AVERAGE MONTHLY PAID OFF NET EARNINGS PER PERSON IN PAID EMPL*

Molimo korisnike da pri korištenju podataka navedu izvor.

*Users are kindly requested to state the source.*

kune  
Kuna

 DRŽAVNI ZAVOD ZA STATISTIKU REPUBLIKE HRVATSKE CROATIAN BUREAU OF STATISTICS			X.	XI.	XII.	I.	II.	III.	IV.	V.	VI.	VII.	VIII.	IX.	X.	XI.	XII.	I.
			2015.	2015.	2015.	2016.	2016.	2016.	2016.	2016.	2016.	2016.	2016.	2016.	2016.	2016.	2016.	2017.
62	Računalno programiranje, savjetovanje i djelatnosti povezane s njima	<i>Computer programming, consultancy and related activities</i>	7,535	7,530	7,637	7,577	7,711	7,700	7,638	7,637	7,731	7,701	8,040	7,731	7,821	7,920	8,189	8,183
63	Informacijske uslužne djelatnosti	<i>Information service activities</i>	6,421	6,525	7,294	6,771	6,669	6,856	6,901	6,611	6,656	6,870	7,052	6,619	6,754	7,384	7,402	7,275
K	Financijske djelatnosti i djelatnosti osiguranja	<i>Financial and insurance activities</i>	7,574	8,336	7,620	7,604	7,707	7,789	8,579	7,689	7,833	7,676	7,731	7,738	7,796	8,556	8,003	8,002
64	Financijske uslužne djelatnosti, osim osiguranja i mirovinskih fondova	<i>Financial service activities, except insurance and pension funding</i>	8,331	9,579	8,364	8,403	8,551	8,595	9,993	8,403	8,687	8,400	8,473	8,552	8,377	9,753	8,716	8,712
65	Osiguranje, reosiguranje i mirovinski fondovi, osim obveznoga socijalnog osiguranja	<i>Insurance, reinsurance and pension funding, except compulsory social security</i>	6,875	6,938	6,965	6,847	6,948	7,114	6,918	7,143	7,119	7,090	7,183	7,044	7,056	7,208	7,363	7,433
66	Pomoćne djelatnosti kod financijskih usluga i djelatnosti osiguranja	<i>Activities auxiliary to financial services and insurance activities</i>	6,042	6,218	6,059	6,021	5,977	6,049	6,259	6,070	6,005	6,095	6,026	5,992	6,889	6,360	6,477	6,367
L	Poslovanje nekretninama	<i>Real estate activities</i>	5,330	5,432	5,512	5,383	5,387	5,474	5,395	5,427	5,477	5,399	5,481	5,379	5,354	5,789	5,823	5,751
68	Poslovanje nekretninama	<i>Real estate activities</i>	5,330	5,432	5,512	5,383	5,387	5,474	5,395	5,427	5,477	5,399	5,481	5,379	5,354	5,789	5,823	5,751
M	Stručne, znanstvene i tehničke djelatnosti	<i>Professional, scientific and technical activities</i>	6,221	6,386	6,252	6,275	6,300	6,343	6,224	6,426	6,332	6,240	6,252	6,236	6,284	6,405	6,557	6,612
69	Pravne i računovodstvene djelatnosti	<i>Legal and accounting activities</i>	4,981	5,112	5,081	5,045	5,059	5,092	5,072	5,197	5,140	5,147	5,171	5,113	5,104	5,211	5,271	5,435
70	Upravljačke djelatnosti; savjetovanje u vezi s upravljanjem	<i>Activities of head offices; management consultancy activities</i>	7,041	7,054	7,158	7,074	7,023	7,121	7,000	7,030	7,029	6,997	7,056	7,000	7,065	7,339	7,474	7,608
71	Arhitektonske djelatnosti i inženjerstvo; tehničko ispitivanje i analiza	<i>Architectural and engineering activities; technical testing and</i>	6,123	6,233	6,127	6,213	6,146	6,232	6,144	6,560	6,251	6,177	6,165	6,152	6,198	6,320	6,461	6,431
72	Znanstveno istraživanje i razvoj	<i>Scientific research and development</i>	8,681	9,215	8,453	8,428	8,472	8,595	8,363	8,328	8,518	8,260	8,332	8,336	8,703	8,665	8,822	9,000
73	Promidžba (reklama i propaganda) i istraživanje tržišta	<i>Advertising and market research</i>	6,370	6,793	6,517	6,668	7,288	6,945	6,567	6,554	6,780	6,445	6,420	6,527	6,397	6,456	6,996	6,940
74	Ostale stručne, znanstvene i tehničke djelatnosti	<i>Other professional, scientific and technical activities</i>	4,766	4,672	4,644	4,694	4,650	4,711	4,635	4,734	4,682	4,659	4,626	4,648	4,632	4,743	4,710	4,909
75	Veterinarske djelatnosti	<i>Veterinary activities</i>	5,466	5,602	5,643	5,562	5,560	5,632	5,529	5,641	5,666	5,645	5,690	5,641	5,649	5,791	5,991	5,821
N	Administrativne i pomoćne uslužne djelatnosti	<i>Administrative and support service activities</i>	3,975	3,949	3,944	3,932	3,911	3,982	3,983	4,014	4,023	4,060	4,085	4,035	4,046	4,082	4,136	4,254
77	Djelatnosti iznajmljivanja i davanja u zakup (leasing)	<i>Rental and leasing activities</i>	4,868	5,066	5,057	4,991	5,204	5,008	4,960	5,007	4,922	5,001	5,032	4,934	5,090	5,179	5,236	5,366
78	Djelatnosti zapošljavanja	<i>Employment activities</i>	4,061	4,024	4,031	4,185	4,105	4,126	4,217	4,141	4,078	4,122	4,137	4,117	4,116	4,036	4,201	4,481
79	Putničke agencije, organizatori putovanja (turoperator) i ostale rezervacijske usluge te djelatnosti povezane s njima	<i>Travel agency, tour operator reservation service and related activities</i>	5,242	5,317	5,375	5,369	5,372	5,364	5,234	5,170	5,174	5,086	5,143	5,139	5,301	5,344	5,622	5,802

Informacije/ Information

Telefon/ Phone: +385 (0) 1 4806-138, 4806-154

Elektronička pošta/ E-mail: stat.info@dzs.hr

9.3.1.

**PROSJEČNA MJESEČNA ISPLAĆENA NETO PLAĆA PO ZAPOSLENOME U P**  
**AVERAGE MONTHLY PAID OFF NET EARNINGS PER PERSON IN PAID EMPL**

Molimo korisnike da pri korištenju podataka navedu izvor.

Users are kindly requested to state the source.

kune  
Kuna

DRŽAVNI ZAVOD ZA STATISTIKU REPUBLIKE HRVATSKE CROATIAN BUREAU OF STATISTICS			X. 2015.	XI. 2015.	XII. 2015.	I. 2016.	II. 2016.	III. 2016.	IV. 2016.	V. 2016.	VI. 2016.	VII. 2016.	VIII. 2016.	IX. 2016.	X. 2016.	XI. 2016.	XII. 2016.	I. 2017.
80	Zaštitne i istražne djelatnosti	<i>Security and investigation activities</i>	3,475	3,417	3,381	3,287	3,249	3,409	3,378	3,429	3,455	3,575	3,600	3,466	3,473	3,417	3,520	3,585
81	Usluge u vezi s upravljanjem i održavanjem zgrada te djelatnosti uređenja i održavanja krajolika	<i>Services to buildings and landscape activities</i>	3,467	3,473	3,495	3,486	3,438	3,492	3,441	3,464	3,512	3,504	3,517	3,520	3,495	3,776	3,633	3,686
82	Uredske administrativne i pomoćne djelatnosti te ostale poslovne pomoćne djelatnosti	<i>Office administrative, office support and other business support activities</i>	4,819	4,701	4,770	4,725	4,710	4,873	4,854	4,891	4,912	4,840	4,884	4,813	4,811	5,162	4,883	4,855
O	Javna uprava i obrana; obvezno socijalno osiguranje	<i>Public administration and defence; compulsory social security</i>	6,541	6,563	6,543	6,633	6,573	6,683	6,535	6,539	6,554	6,543	6,469	6,391	6,454	6,464	6,804	6,886
84	Javna uprava i obrana; obvezno socijalno osiguranje	<i>Public administration and defence; compulsory social security</i>	6,541	6,563	6,543	6,633	6,573	6,683	6,535	6,539	6,554	6,543	6,469	6,391	6,454	6,464	6,804	6,886
P	Obrazovanje	<i>Education</i>	6,408	6,104	6,130	6,099	6,122	6,105	6,138	6,127	6,177	6,045	6,141	6,282	6,177	6,118	6,223	6,264
85	Obrazovanje	<i>Education</i>	6,408	6,104	6,130	6,099	6,122	6,105	6,138	6,127	6,177	6,045	6,141	6,282	6,177	6,118	6,223	6,264
Q	Djelatnosti zdravstvene zaštite i socijalne skrbi	<i>Human health and social work activities</i>	6,750	6,692	6,631	6,734	6,574	6,685	6,611	6,727	6,818	6,749	6,750	6,561	6,679	6,616	6,853	6,963
86	Djelatnosti zdravstvene zaštite	<i>Human health activities</i>	7,287	7,227	7,190	7,313	7,131	7,229	7,188	7,304	7,415	7,331	7,321	7,115	7,245	7,175	7,393	7,508
87	Djelatnosti socijalne skrbi sa smještajem	<i>Residential care activities</i>	4,827	4,760	4,748	4,778	4,644	4,798	4,688	4,831	4,788	4,663	4,790	4,663	4,789	4,700	4,887	4,943
88	Djelatnosti socijalne skrbi bez smještaja	<i>Social work activities without accommodation</i>	4,709	4,725	4,448	4,484	4,502	4,628	4,430	4,472	4,513	4,569	4,565	4,496	4,507	4,532	4,787	4,878
R	Umjetnost, zabava i rekreacija	<i>Arts, entertainment and recreation</i>	5,310	5,377	5,352	5,362	5,338	5,396	5,322	5,342	5,351	5,308	5,404	5,344	5,401	5,455	5,498	5,596
90	Kreativne, umjetničke i zabavne djelatnosti	<i>Creative, arts and entertainment</i>	6,282	6,490	6,280	6,336	6,338	6,411	6,331	6,337	6,377	6,292	6,358	6,296	6,331	6,389	6,465	6,613
91	Knjižnice, arhivi, muzeji i ostale kulturne djelatnosti	<i>Libraries, archives, museums and other cultural activities</i>	5,989	5,950	5,931	5,962	5,975	6,004	5,962	5,902	5,921	5,864	5,939	5,935	5,918	5,966	6,048	6,146
92	Djelatnosti kockanja i klađenja	<i>Gambling and betting activities</i>	4,524	4,514	4,538	4,586	4,478	4,544	4,503	4,585	4,649	4,567	4,676	4,529	4,663	4,615	4,695	4,805
93	Sportske djelatnosti te zabavne i rekreacijske djelatnosti	<i>Sports activities and amusement and recreation activities</i>	4,933	5,110	5,128	5,049	5,072	5,143	5,002	5,047	4,988	5,031	5,135	5,086	5,160	5,325	5,280	5,344
S	Ostale uslužne djelatnosti	<i>Other service activities</i>	4,773	4,796	4,808	4,824	4,875	4,887	4,826	4,897	4,819	4,773	4,796	4,675	4,812	4,933	5,049	5,162
94	Djelatnosti članskih organizacija	<i>Activities of membership</i>	5,628	5,745	5,695	5,693	5,801	5,852	5,693	5,790	5,574	5,495	5,514	5,347	5,552	5,717	5,981	5,948
95	Popravak računala i predmeta za osobnu uporabu i kućanstvo	<i>Repair of computers and personal and household goods</i>	5,563	5,505	5,636	5,661	5,644	5,629	5,812	5,709	5,753	5,824	5,787	5,603	5,785	5,847	6,043	6,203
96	Ostale osobne uslužne djelatnosti	<i>Other personal service activities</i>	3,382	3,313	3,349	3,384	3,368	3,390	3,381	3,452	3,419	3,405	3,426	3,367	3,468	3,531	3,499	3,709

Informacije/ Information

Telefon/ Phone: +385 (0) 1 4806-138, 4806-154

Elektronička pošta/ E-mail: stat.info@dzs.hr


9.3.1.

**PROSJEČNA MJESEČNA ISPLAĆENA NETO PLAĆA PO ZAPOSLENOME U P**  
*AVERAGE MONTHLY PAID OFF NET EARNINGS PER PERSON IN PAID EMPL*

**Molimo korisnike da pri korištenju podataka navedu izvor.**

*Users are kindly requested to state the source.*

kune  
Kuna

 DRŽAVNI ZAVOD ZA STATISTIKU REPUBLIKE HRVATSKE CROATIAN BUREAU OF STATISTICS		X.	XI.	XII.	I.	II.	III.	IV.	V.	VI.	VII.	VIII.	IX.	X.	XI.	XII.	I.	
		2015.	2015.	2015.	2016.	2016.	2016.	2016.	2016.	2016.	2016.	2016.	2016.	2016.	2016.	2016.	2016.	2017.
T	Djelatnosti kućanstava kao poslodavaca; djelatnosti kućanstava koja proizvode različitu robu i obavljaju različite usluge za vlastite potrebe	-	-	-	-	-	-	-	-	-	-	-	-	-	-	-	-	-
	<i>Activities of households as employers; undifferentiated goods – and services – producing activities of households for own use</i>																	
97	Djelatnosti kućanstava koja zapošljavaju poslugu	-	-	-	-	-	-	-	-	-	-	-	-	-	-	-	-	-
	<i>Activities of households as employers of domestic personnel</i>																	
98	Djelatnosti privatnih kućanstava koja proizvode različitu robu i obavljaju različite usluge za vlastite potrebe	-	-	-	-	-	-	-	-	-	-	-	-	-	-	-	-	-
	<i>Undifferentiated goods – and services – producing activities of private households for own use</i>																	
U	Djelatnosti izvanteritorijalnih organizacija i tijela	-	-	-	-	-	-	-	-	-	-	-	-	-	-	-	-	-
	<i>Activities of extraterritorial organisations and bodies</i>																	
99	Djelatnosti izvanteritorijalnih organizacija i tijela	-	-	-	-	-	-	-	-	-	-	-	-	-	-	-	-	-
	<i>Activities of extraterritorial organisations and bodies</i>																	


9.3.1.

**PROSJEČNA MJESEČNA ISPLAĆENA NETO PLAĆA PO ZAPOSLENOME U P**  
**AVERAGE MONTHLY PAID OFF NET EARNINGS PER PERSON IN PAID EMPL**

Molimo korisnike da pri korištenju podataka navedu izvor.

Users are kindly requested to state the source.

kune  
Kuna

 DRŽAVNI ZAVOD ZA STATISTIKU REPUBLICKE HRVATSKE CROATIAN BUREAU OF STATISTICS			II.	III.	IV.	V.	VI.	VII.	VIII.	IX.	X.	XI.	XII.	I.	II.	III.	IV.	V.
			2017.	2017.	2017.	2017.	2017.	2017.	2017.	2017.	2017.	2017.	2017.	2017.	2017.	2018.	2018.	2018.
Ukupno	<i>Total</i>	5,894	6,022	5,914	6,025	6,005	5,905	6,018	5,958	6,014	6,190	5,973	6,189	6,128	6,253	6,220	6,352	
A	<i>Agriculture, forestry and fishing</i>	4,982	5,302	5,038	6,231	5,312	5,210	5,398	5,141	5,549	5,382	5,181	5,502	5,101	5,420	5,498	6,652	
01	<i>Biljna i stočarska proizvodnja, lovstvo i uslužne djelatnosti povezane s njima</i>	4,552	4,661	4,642	4,718	4,796	4,757	4,806	4,735	4,793	4,957	4,756	4,933	4,815	4,902	4,981	5,118	
02	<i>Šumarstvo i sječa drva</i>	5,673	6,326	5,649	8,775	6,067	5,867	6,312	5,750	6,773	6,048	5,807	6,348	5,477	6,159	6,230	8,954	
03	<i>Ribarstvo</i>	4,808	5,067	4,943	5,207	5,274	5,157	5,202	5,078	5,105	5,133	5,070	5,179	5,101	5,227	5,315	5,575	
B	<i>Mining and quarrying</i>	6,913	7,110	7,146	9,186	7,407	7,121	7,368	7,225	7,255	7,515	7,245	7,351	7,227	7,371	7,515	11,331	
06	<i>Vađenje sirove nafte i prirodnog plina</i>	9,170	9,168	9,610	13,864	9,851	9,236	9,587	9,248	9,262	9,435	9,437	9,509	9,311	9,596	9,587	15,787	
08	<i>Ostalo rudarstvo i vađenje</i>	5,314	5,724	5,438	5,730	5,797	5,592	5,673	5,563	5,590	6,094	5,417	5,654	5,435	5,752	5,857	6,086	
09	<i>Pomoćne uslužne djelatnosti u rudarstvu</i>	7,398	7,508	7,690	10,542	7,877	7,664	8,056	8,001	8,083	8,064	8,043	8,129	8,196	8,030	8,364	15,519	
C	<i>Manufacturing</i>	5,454	5,497	5,263	5,543	5,517	5,413	5,447	5,416	5,463	5,711	5,369	5,605	5,513	5,720	5,617	5,898	
10	<i>Proizvodnja prehrambenih proizvoda</i>	4,825	5,027	4,933	5,060	5,160	5,113	5,165	5,025	5,072	5,139	5,047	5,225	5,023	5,200	5,224	5,448	
11	<i>Proizvodnja pića</i>	7,797	7,583	6,521	6,817	7,038	6,652	6,859	6,631	6,820	8,174	6,578	6,995	7,835	8,120	6,916	7,309	
12	<i>Proizvodnja duhanskih proizvoda</i>	7,374	7,448	7,766	7,994	9,111	8,628	8,803	8,139	8,385	8,140	7,396	7,315	7,262	7,284	7,664	8,555	
13	<i>Proizvodnja tekstila</i>	4,039	4,311	4,126	4,260	4,309	4,185	4,238	4,167	4,198	4,339	4,161	4,289	4,143	4,306	4,278	4,427	
14	<i>Proizvodnja odjeće</i>	3,556	3,594	3,532	3,635	3,572	3,680	3,523	3,671	3,589	3,776	3,643	4,023	4,123	4,218	4,106	4,251	
15	<i>Proizvodnja kože i srodnih proizvoda</i>	3,756	3,839	3,651	3,851	3,905	3,900	3,907	3,980	4,021	4,103	3,821	4,001	3,940	4,057	4,035	4,155	
16	<i>Prerada drva i proizvoda od drva i pluta, osim namještaja; proizvodnja proizvoda od slame i pletarskih materijala</i>	4,029	4,171	4,058	4,190	4,161	4,131	4,133	4,168	4,239	4,304	4,171	4,400	4,270	4,370	4,374	4,522	
17	<i>Proizvodnja papira i proizvoda od papira</i>	5,203	5,387	5,243	5,430	5,525	5,469	5,497	5,393	5,467	5,589	5,497	5,645	5,386	5,572	5,532	5,730	
18	<i>Tiskanje i umnožavanje snimljenih zapisa</i>	5,185	5,377	5,311	5,404	5,633	5,399	5,486	5,408	5,464	5,683	5,537	5,589	5,470	5,611	5,600	5,748	
19	<i>Proizvodnja koks i rafiniranih naftnih proizvoda</i>	8,986	8,990	9,334	14,498	9,297	9,102	9,217	9,110	9,101	9,255	9,270	9,328	9,061	9,327	9,317	16,053	
20	<i>Proizvodnja kemikalija i kemijskih proizvoda</i>	5,757	6,104	5,924	6,076	6,141	5,985	6,099	5,856	6,015	6,282	5,933	6,295	5,896	6,248	6,114	6,278	
21	<i>Proizvodnja osnovnih farmaceutskih proizvoda i farmaceutskih pripravaka</i>	15,438	9,194	9,457	9,699	9,454	9,608	9,271	9,175	9,594	9,375	9,192	9,633	9,670	9,292	9,610	9,815	

Informacije/ Information

Telefon/ Phone: +385 (0) 1 4806-138, 4806-154

Elektronička pošta/ E-mail: stat.info@dzs.hr

9.3.1.

**PROSJEČNA MJESEČNA ISPLAĆENA NETO PLAĆA PO ZAPOSLENOME U P**  
**AVERAGE MONTHLY PAID OFF NET EARNINGS PER PERSON IN PAID EMPL**

Molimo korisnike da pri korištenju podataka navedu izvor.

Users are kindly requested to state the source.

kune  
Kuna

DRŽAVNI ZAVOD ZA STATISTIKU REPUBLIKE HRVATSKE CROATIAN BUREAU OF STATISTICS			II. 2017.	III. 2017.	IV. 2017.	V. 2017.	VI. 2017.	VII. 2017.	VIII. 2017.	IX. 2017.	X. 2017.	XI. 2017.	XII. 2017.	I. 2018.	II. 2018.	III. 2018.	IV. 2018.	V. 2018.
22	Proizvodnja proizvoda od gume i plastike	<i>Manufacture of rubber and plastic products</i>	4,551	4,806	4,599	4,780	4,768	4,743	4,797	4,783	4,880	4,995	4,752	5,010	4,836	4,999	5,061	5,111
23	Proizvodnja ostalih nemetalnih mineralnih proizvoda	<i>Manufacture of other non-metallic mineral products</i>	5,694	5,858	5,839	6,301	6,032	5,844	5,905	5,772	5,827	6,499	5,908	6,094	5,945	6,210	6,103	6,644
24	Proizvodnja metala	<i>Manufacture of basic metals</i>	4,865	5,700	4,985	5,341	5,326	5,179	5,370	5,343	5,297	5,472	5,168	5,468	5,554	5,305	5,298	5,524
25	Proizvodnja gotovih metalnih proizvoda, osim strojeva i opreme	<i>Manufacture of fabricated metal products, except machinery and equipment</i>	5,187	5,477	5,197	5,527	5,450	5,385	5,481	5,427	5,574	5,597	5,308	5,595	5,424	5,688	5,553	5,808
26	Proizvodnja računala te elektroničkih i optičkih proizvoda	<i>Manufacture of computer, electronic and optical products</i>	12,070	10,767	8,731	9,335	8,824	8,757	8,804	8,812	8,805	9,509	8,852	8,942	10,444	11,057	9,076	9,656
27	Proizvodnja električne opreme	<i>Manufacture of electrical equipment</i>	6,169	6,754	6,258	6,881	7,346	6,376	6,363	6,800	6,366	7,958	6,446	6,540	6,411	6,897	6,624	7,068
28	Proizvodnja strojeva i uređaja, d. n.	<i>Manufacture of machinery and equipment n. e. c.</i>	5,786	5,982	5,948	6,039	6,072	5,986	5,976	5,905	5,958	6,553	5,891	6,053	5,974	6,195	6,190	6,308
29	Proizvodnja motornih vozila, prikolica i poluprikolica	<i>Manufacture of motor vehicles, trailers and semi-trailers</i>	5,102	5,283	5,238	5,534	5,542	5,422	5,367	5,338	5,541	5,539	5,417	5,684	5,547	5,912	5,872	6,272
30	Proizvodnja ostalih prijevoznih sredstava	<i>Manufacture of other transport</i>	6,089	6,594	6,070	6,434	6,371	6,288	6,416	6,336	6,427	6,507	6,071	6,252	5,921	6,357	6,315	6,561
31	Proizvodnja namještaja	<i>Manufacture of furniture</i>	4,099	4,317	4,192	4,340	4,288	4,317	4,341	4,411	4,352	4,399	4,272	4,516	4,372	4,536	4,474	4,620
32	Ostala prerađivačka industrija	<i>Other manufacturing</i>	4,296	4,345	4,256	4,465	4,374	4,393	4,362	4,367	4,549	4,454	4,314	4,611	4,652	4,676	4,738	4,856
33	Popravak i instaliranje strojeva i opreme	<i>Repair and installation of machinery and equipment</i>	5,840	6,085	5,838	6,140	6,151	6,066	6,065	6,081	6,160	6,195	5,980	6,113	5,909	6,080	6,071	6,254
D	Opskrba električnom energijom, plinom, parom i klimatizacija	<i>Electricity, gas, steam and air conditioning supply</i>	7,611	8,407	7,682	8,589	8,293	7,548	8,560	7,997	8,202	9,377	8,069	8,650	7,905	8,412	8,198	8,801
35	Opskrba električnom energijom, plinom, parom i klimatizacija	<i>Electricity, gas, steam and air conditioning supply</i>	7,611	8,407	7,682	8,589	8,293	7,548	8,560	7,997	8,202	9,377	8,069	8,650	7,905	8,412	8,198	8,801
E	Opskrba vodom; uklanjanje otpadnih voda, gospodarenje otpadom te djelatnosti sanacije okoliša	<i>Water supply; sewerage, waste management and remediation activities</i>	5,462	5,786	5,596	5,839	5,787	5,714	5,913	5,661	5,789	6,043	5,708	5,813	5,571	5,780	5,735	5,946
36	Skupljanje, pročišćavanje i opskrba vodom	<i>Water collection, treatment and</i>	5,795	6,305	5,943	6,377	6,238	6,119	6,414	6,044	6,258	6,615	6,101	6,381	5,902	6,298	6,161	6,523
37	Uklanjanje otpadnih voda	<i>Sewerage</i>	6,219	6,594	6,356	6,627	6,764	6,507	6,760	6,658	7,333	6,541	6,374	6,842	6,546	6,906	6,787	6,905
38	Skupljanje otpada, djelatnosti obrade i zbrinjavanja otpada; uporaba materijala	<i>Waste collection, treatment and disposal activities; materials recovery</i>	5,051	5,272	5,201	5,310	5,325	5,262	5,429	5,203	5,286	5,541	5,302	5,320	5,230	5,335	5,318	5,442
39	Djelatnosti sanacije okoliša te ostale djelatnosti gospodarenja otpadom	<i>Remediation activities and other waste management services</i>	6,963	7,119	6,955	7,353	7,205	7,442	7,313	7,355	7,132	6,868	6,911	6,911	6,530	6,553	6,972	7,125

Informacije/ Information

Telefon/ Phone: +385 (0) 1 4806-138, 4806-154

Elektronička pošta/ E-mail: stat.info@dzs.hr


9.3.1.

**PROSJEČNA MJESEČNA ISPLAĆENA NETO PLAĆA PO ZAPOSLENOME U P**  
**AVERAGE MONTHLY PAID OFF NET EARNINGS PER PERSON IN PAID EMPL**

Molimo korisnike da pri korištenju podataka navedu izvor.

Users are kindly requested to state the source.

 kune  
 Kuna

 DRŽAVNI ZAVOD ZA STATISTIKU REPUBLIKE HRVATSKE CROATIAN BUREAU OF STATISTICS			II.	III.	IV.	V.	VI.	VII.	VIII.	IX.	X.	XI.	XII.	I.	II.	III.	IV.	V.
			2017.	2017.	2017.	2017.	2017.	2017.	2017.	2017.	2017.	2017.	2017.	2017.	2017.	2018.	2018.	2018.
F	Građevinarstvo	<i>Construction</i>	4,783	5,016	4,797	5,025	4,998	4,937	5,034	4,948	5,019	5,063	5,033	5,272	5,097	5,282	5,214	5,374
	41 Gradnja zgrada	<i>Construction of buildings</i>	4,166	4,337	4,186	4,317	4,290	4,314	4,376	4,304	4,337	4,398	4,286	4,507	4,393	4,504	4,530	4,634
	42 Gradnja građevina niskogradnje	<i>Civil engineering</i>	5,779	6,223	5,835	6,226	6,185	5,982	6,182	6,022	6,159	6,286	6,229	6,511	6,194	6,609	6,376	6,701
	43 Specijalizirane građevinske djelatnosti	<i>Specialised construction activities</i>	4,519	4,621	4,504	4,652	4,628	4,610	4,662	4,631	4,673	4,693	4,630	4,821	4,768	4,844	4,848	4,920
G	Trgovina na veliko i na malo; popravak motornih vozila i motocikla	<i>Wholesale and retail trade; repair of motor vehicles and motorcycles</i>	5,157	5,241	5,198	5,342	5,312	5,255	5,304	5,244	5,310	5,512	5,291	5,449	5,458	5,519	5,500	5,739
	45 Trgovina na veliko i na malo motornim vozilima i motociklima; popravak motornih vozila i motocikla	<i>Wholesale and retail trade and repair of motor vehicles and motorcycles</i>	5,498	5,626	5,710	5,768	5,608	5,603	5,609	5,635	5,717	5,836	5,693	5,883	5,864	5,984	6,092	6,225
	46 Trgovina na veliko, osim trgovine motornim vozilima i motociklima	<i>Wholesale trade, except of motor vehicles and motorcycles</i>	6,058	6,236	6,007	6,062	6,094	6,029	6,042	6,016	6,107	6,350	6,082	6,345	6,486	6,532	6,358	6,472
	47 Trgovina na malo, osim trgovine motornim vozilima i motociklima	<i>Retail trade, except of motor vehicles and motorcycles</i>	4,559	4,578	4,622	4,838	4,791	4,736	4,811	4,718	4,759	4,951	4,754	4,836	4,768	4,825	4,873	5,213
H	Prijevoz i skladištenje	<i>Transportation and storage</i>	5,901	6,189	6,019	6,315	6,335	6,125	6,384	6,120	6,216	6,379	6,120	6,335	6,052	6,263	6,262	6,509
	49 Kopneni prijevoz i cjevovodni transport	<i>Land transport and transport via</i>	5,162	5,511	5,330	5,643	5,607	5,455	5,681	5,456	5,543	5,772	5,509	5,868	5,513	5,761	5,765	6,047
	50 Vodeni prijevoz	<i>Water transport</i>	5,962	6,368	6,062	6,083	6,125	6,115	6,358	5,873	6,132	6,421	6,424	6,554	6,084	6,575	6,359	6,193
	51 Zračni prijevoz	<i>Air transport</i>	9,763	10,652	9,907	11,132	10,867	10,793	11,552	10,554	10,706	10,712	10,384	11,077	9,849	10,579	10,356	11,338
	52 Skladištenje i prateće djelatnosti u prijevozu	<i>Warehousing and support activities for transportation</i>	7,199	7,466	7,272	7,672	7,773	7,353	7,755	7,374	7,515	7,787	7,408	7,499	7,240	7,423	7,388	7,723
	53 Poštanske i kurirske djelatnosti	<i>Postal and courier activities</i>	5,053	5,069	5,069	5,027	5,048	5,051	5,057	5,046	5,042	5,074	4,989	5,141	5,171	5,152	5,189	5,177
I	Djelatnosti pružanja smještaja te pripreme i usluživanja hrane	<i>Accommodation and food service activities</i>	4,893	4,926	4,935	5,050	5,127	5,070	5,239	5,049	5,047	5,072	5,011	5,106	5,049	5,078	5,145	5,203
	55 Smještaj	<i>Accommodation</i>	5,767	5,740	5,579	5,678	5,737	5,634	5,864	5,591	5,585	5,669	5,652	5,941	5,893	5,869	5,838	5,885
	56 Djelatnost pripreme i usluživanja hrane i pića	<i>Food and beverage service activities</i>	3,889	3,902	3,974	3,988	4,044	4,068	4,131	4,061	4,054	4,058	4,056	4,072	4,077	4,071	4,132	4,140
J	Informacije i komunikacije	<i>Information and communication</i>	8,070	8,551	7,968	7,912	7,975	7,914	8,023	7,914	8,041	8,142	7,902	8,229	8,539	8,695	8,282	8,282
	58 Izdavačke djelatnosti	<i>Publishing activities</i>	6,563	6,747	6,635	6,693	6,685	6,755	6,659	6,646	6,646	6,859	6,603	6,880	6,675	6,788	6,769	6,803
	59 Proizvodnja filmova, videofilmova i televizijskog programa, djelatnosti snimanja zvučnih zapisa i izdavanja glazbenih zapisa	<i>Motion picture, video and television programme production, sound recording and music publishing activities</i>	5,847	5,683	5,699	5,699	5,698	5,627	5,635	5,674	5,691	5,740	5,755	5,831	6,080	5,987	5,976	5,940
	60 Emitiranje programa	<i>Programming and broadcasting</i>	6,614	7,336	6,821	7,266	7,208	6,943	7,351	6,855	7,026	7,021	6,846	7,234	6,627	7,168	6,930	7,286
	61 Telekomunikacije	<i>Telecommunications</i>	9,646	11,203	9,141	8,782	8,794	8,919	8,817	8,889	9,132	9,016	8,693	9,023	10,308	10,422	9,094	8,747

Informacije/ Information

Telefon/ Phone: +385 (0) 1 4806-138, 4806-154

Elektronička pošta/ E-mail: stat.info@dzs.hr


9.3.1.

**PROSJEČNA MJESEČNA ISPLAĆENA NETO PLAĆA PO ZAPOSLENOME U P**  
**AVERAGE MONTHLY PAID OFF NET EARNINGS PER PERSON IN PAID EMPL**

Molimo korisnike da pri korištenju podataka navedu izvor.

Users are kindly requested to state the source.

 kune  
 Kuna

 DRŽAVNI ZAVOD ZA STATISTIKU REPUBLIKE HRVATSKE CROATIAN BUREAU OF STATISTICS			II.	III.	IV.	V.	VI.	VII.	VIII.	IX.	X.	XI.	XII.	I.	II.	III.	IV.	V.
			2017.	2017.	2017.	2017.	2017.	2017.	2017.	2017.	2017.	2017.	2017.	2017.	2017.	2018.	2018.	2018.
62	Računalno programiranje, savjetovanje i djelatnosti povezane s njima	<i>Computer programming, consultancy and related activities</i>	8,483	8,333	8,445	8,393	8,551	8,367	8,636	8,465	8,532	8,807	8,606	8,861	9,054	9,140	9,056	9,051
63	Informacijske uslužne djelatnosti	<i>Information service activities</i>	7,166	7,344	7,243	6,905	7,073	7,121	7,016	7,080	7,354	7,454	7,147	7,504	7,551	7,674	7,580	8,213
K	Financijske djelatnosti i djelatnosti osiguranja	<i>Financial and insurance activities</i>	8,199	8,973	8,826	8,148	8,202	8,122	8,166	8,214	8,129	9,063	8,020	8,224	8,233	9,031	9,193	8,367
64	Financijske uslužne djelatnosti, osim osiguranja i mirovinskih fondova	<i>Financial service activities, except insurance and pension funding</i>	8,927	10,162	10,047	8,772	8,927	8,795	8,871	9,008	8,807	10,307	8,738	8,856	8,848	10,018	10,427	8,993
65	Osiguranje, reosiguranje i mirovinski fondovi, osim obveznoga socijalnog osiguranja	<i>Insurance, reinsurance and pension funding, except compulsory social security</i>	7,398	7,805	7,388	7,803	7,649	7,688	7,682	7,492	7,618	7,658	7,387	7,775	7,779	8,100	7,720	8,012
66	Pomoćne djelatnosti kod financijskih usluga i djelatnosti osiguranja	<i>Activities auxiliary to financial services and insurance activities</i>	6,807	6,501	6,620	6,495	6,463	6,443	6,429	6,484	6,507	6,757	6,429	6,569	6,643	6,823	6,914	6,657
L	Poslovanje nekretninama	<i>Real estate activities</i>	5,753	5,833	5,659	5,694	5,759	5,632	5,737	5,658	5,774	5,985	5,826	5,954	5,824	5,973	5,908	5,968
68	Poslovanje nekretninama	<i>Real estate activities</i>	5,753	5,833	5,659	5,694	5,759	5,632	5,737	5,658	5,774	5,985	5,826	5,954	5,824	5,973	5,908	5,968
M	Stručne, znanstvene i tehničke djelatnosti	<i>Professional, scientific and technical activities</i>	6,654	6,788	6,606	6,876	6,720	6,703	6,690	6,656	6,757	6,928	6,690	7,014	7,058	7,049	7,026	7,325
69	Pravne i računovodstvene djelatnosti	<i>Legal and accounting activities</i>	5,398	5,427	5,393	5,626	5,546	5,520	5,589	5,475	5,541	5,787	5,525	5,725	5,691	5,706	5,679	5,910
70	Upravljačke djelatnosti; savjetovanje u vezi s upravljanjem	<i>Activities of head offices; management consultancy activities</i>	7,594	7,763	7,498	7,472	7,420	7,314	7,381	7,262	7,403	7,637	7,384	7,607	7,665	7,724	7,639	7,593
71	Arhitektonske djelatnosti i inženjerstvo; tehničko ispitivanje i analiza	<i>Architectural and engineering activities; technical testing and</i>	6,462	6,608	6,513	7,018	6,643	6,603	6,588	6,582	6,630	6,777	6,575	6,821	6,821	6,892	6,948	7,489
72	Znanstveno istraživanje i razvoj	<i>Scientific research and development</i>	8,934	8,794	8,775	8,865	9,040	8,863	8,932	8,998	9,381	9,238	8,962	9,290	9,208	9,030	9,144	9,315
73	Promidžba (reklama i propaganda) i istraživanje tržišta	<i>Advertising and market research</i>	7,410	7,942	6,889	7,145	7,003	7,476	7,128	7,160	7,167	7,409	7,031	8,489	9,224	8,685	8,250	8,408
74	Ostale stručne, znanstvene i tehničke djelatnosti	<i>Other professional, scientific and technical activities</i>	4,932	5,144	5,055	5,115	5,120	5,131	5,008	5,025	5,085	5,305	5,187	5,659	5,610	5,757	5,712	5,915
75	Veterinarske djelatnosti	<i>Veterinary activities</i>	5,782	5,900	5,875	5,854	5,839	5,807	5,881	5,742	5,832	6,155	5,952	5,962	5,829	5,985	5,942	5,984
N	Administrativne i pomoćne uslužne djelatnosti	<i>Administrative and support service activities</i>	4,158	4,263	4,254	4,311	4,295	4,333	4,382	4,320	4,359	4,393	4,286	4,823	4,749	4,776	4,820	4,806
77	Djelatnosti iznajmljivanja i davanja u zakup (leasing)	<i>Rental and leasing activities</i>	5,434	5,338	5,346	5,446	5,348	5,361	5,416	5,346	5,511	5,662	5,590	5,840	5,821	5,688	5,666	5,798
78	Djelatnosti zapošljavanja	<i>Employment activities</i>	4,316	4,362	4,433	4,327	4,291	4,310	4,352	4,268	4,286	4,278	4,074	4,507	4,437	4,526	4,755	4,552
79	Putničke agencije, organizatori putovanja (turoperator) i ostale rezervacijske usluge te djelatnosti povezane s njima	<i>Travel agency, tour operator reservation service and related activities</i>	5,740	5,755	5,574	5,473	5,416	5,465	5,484	5,516	5,699	5,923	5,827	5,750	5,792	5,752	5,628	5,527

Informacije/ Information

Telefon/ Phone: +385 (0) 1 4806-138, 4806-154

Elektronička pošta/ E-mail: stat.info@dzs.hr



9.3.1.

**PROSJEČNA MJESEČNA ISPLAĆENA NETO PLAĆA PO ZAPOSLENOME U P**  
**AVERAGE MONTHLY PAID OFF NET EARNINGS PER PERSON IN PAID EMPL**

Molimo korisnike da pri korištenju podataka navedu izvor.

Users are kindly requested to state the source.

kune  
Kuna

DRŽAVNI ZAVOD ZA STATISTIKU REPUBLIKE HRVATSKE CROATIAN BUREAU OF STATISTICS			II. 2017.	III. 2017.	IV. 2017.	V. 2017.	VI. 2017.	VII. 2017.	VIII. 2017.	IX. 2017.	X. 2017.	XI. 2017.	XII. 2017.	I. 2018.	II. 2018.	III. 2018.	IV. 2018.	V. 2018.
80	Zaštitne i istražne djelatnosti	<i>Security and investigation activities</i>	3,414	3,616	3,598	3,764	3,732	3,832	3,904	3,796	3,839	3,777	3,797	4,198	4,053	4,226	4,239	4,338
81	Usluge u vezi s upravljanjem i održavanjem zgrada te djelatnosti uređenja i održavanja krajolika	<i>Services to buildings and landscape activities</i>	3,637	3,707	3,686	3,739	3,747	3,735	3,780	3,741	3,759	3,880	3,764	4,335	4,269	4,259	4,227	4,295
82	Uredske administrativne i pomoćne djelatnosti te ostale poslovne pomoćne djelatnosti	<i>Office administrative, office support and other business support activities</i>	4,805	4,894	4,894	5,049	5,071	4,981	5,094	5,003	5,055	5,175	5,004	5,911	5,837	5,644	5,669	5,717
O	Javna uprava i obrana; obvezno socijalno osiguranje	<i>Public administration and defence; compulsory social security</i>	6,839	6,847	6,960	6,803	6,845	6,744	6,888	6,898	6,931	6,980	6,837	7,044	7,103	7,157	7,200	7,186
84	Javna uprava i obrana; obvezno socijalno osiguranje	<i>Public administration and defence; compulsory social security</i>	6,839	6,847	6,960	6,803	6,845	6,744	6,888	6,898	6,931	6,980	6,837	7,044	7,103	7,157	7,200	7,186
P	Obrazovanje	<i>Education</i>	6,327	6,344	6,293	6,357	6,408	6,248	6,442	6,604	6,479	6,505	6,419	6,495	6,556	6,562	6,531	6,593
85	Obrazovanje	<i>Education</i>	6,327	6,344	6,293	6,357	6,408	6,248	6,442	6,604	6,479	6,505	6,419	6,495	6,556	6,562	6,531	6,593
Q	Djelatnosti zdravstvene zaštite i socijalne skrbi	<i>Human health and social work activities</i>	6,822	6,840	7,076	6,893	7,087	7,028	7,128	6,981	7,018	7,087	7,121	7,157	7,054	7,101	7,270	7,212
86	Djelatnosti zdravstvene zaštite	<i>Human health activities</i>	7,353	7,358	7,656	7,443	7,671	7,615	7,711	7,563	7,603	7,676	7,712	7,739	7,631	7,678	7,896	7,820
87	Djelatnosti socijalne skrbi sa smještajem	<i>Residential care activities</i>	4,814	4,859	4,971	4,984	5,025	4,879	5,062	4,911	5,025	5,057	5,087	5,123	5,014	5,060	5,153	5,183
88	Djelatnosti socijalne skrbi bez smještaja	<i>Social work activities without accommodation</i>	4,883	5,011	4,875	4,804	4,844	4,847	4,883	4,821	4,816	4,886	4,841	4,961	4,947	5,036	4,938	4,948
R	Umjetnost, zabava i rekreacija	<i>Arts, entertainment and recreation</i>	5,562	5,663	5,650	5,642	5,757	5,592	5,685	5,615	5,731	5,805	5,692	5,835	5,751	5,820	5,843	5,886
90	Kreativne, umjetničke i zabavne djelatnosti	<i>Creative, arts and entertainment</i>	6,571	6,692	6,615	6,576	6,608	6,494	6,614	6,589	6,625	6,642	6,613	6,709	6,679	6,678	6,710	6,651
91	Knjižnice, arhivi, muzeji i ostale kulturne djelatnosti	<i>Libraries, archives, museums and other cultural activities</i>	6,189	6,221	6,263	6,196	6,533	6,134	6,222	6,192	6,341	6,268	6,240	6,356	6,330	6,439	6,439	6,414
92	Djelatnosti kockanja i klađenja	<i>Gambling and betting activities</i>	4,752	4,835	4,884	4,913	5,053	5,005	5,062	4,910	4,957	5,053	4,974	5,078	4,931	5,042	5,120	5,238
93	Sportske djelatnosti te zabavne i rekreacijske djelatnosti	<i>Sports activities and amusement and recreation activities</i>	5,267	5,432	5,329	5,368	5,310	5,233	5,340	5,271	5,457	5,671	5,402	5,627	5,543	5,574	5,547	5,613
S	Ostale uslužne djelatnosti	<i>Other service activities</i>	5,178	5,264	5,300	5,254	5,191	5,166	5,203	5,131	5,231	5,386	5,286	5,518	5,480	5,571	5,579	5,524
94	Djelatnosti članskih organizacija	<i>Activities of membership</i>	5,926	6,075	5,971	6,005	5,832	5,733	5,777	5,699	5,809	6,063	5,935	6,151	6,113	6,157	6,094	6,127
95	Popravlak računala i predmeta za osobnu uporabu i kućanstvo	<i>Repair of computers and personal and household goods</i>	6,314	6,318	6,922	6,516	6,462	6,628	6,633	6,418	6,558	6,436	6,437	6,724	6,641	7,034	7,356	7,051
96	Ostale osobne uslužne djelatnosti	<i>Other personal service activities</i>	3,713	3,748	3,798	3,777	3,794	3,815	3,843	3,812	3,903	3,968	3,852	4,009	3,974	4,008	4,063	4,012

Informacije/ Information

Telefon/ Phone: +385 (0) 1 4806-138, 4806-154

Elektronička pošta/ E-mail: stat.info@dzs.hr


9.3.1.

**PROSJEČNA MJESEČNA ISPLAĆENA NETO PLAĆA PO ZAPOSLENOME U P**  
*AVERAGE MONTHLY PAID OFF NET EARNINGS PER PERSON IN PAID EMPL*

**Molimo korisnike da pri korištenju podataka navedu izvor.**

*Users are kindly requested to state the source.*

kune  
Kuna

 DRŽAVNI ZAVOD ZA STATISTIKU REPUBLIKE HRVATSKE CROATIAN BUREAU OF STATISTICS		II.	III.	IV.	V.	VI.	VII.	VIII.	IX.	X.	XI.	XII.	I.	II.	III.	IV.	V.	
		2017.	2017.	2017.	2017.	2017.	2017.	2017.	2017.	2017.	2017.	2017.	2017.	2018.	2018.	2018.	2018.	2018.
T	Djelatnosti kućanstava kao poslodavaca; djelatnosti kućanstava koja proizvode različitu robu i obavljaju različite usluge za vlastite potrebe	-	-	-	-	-	-	-	-	-	-	-	-	-	-	-	-	-
	<i>Activities of households as employers; undifferentiated goods – and services – producing activities of households for own use</i>																	
97	Djelatnosti kućanstava koja zapošljavaju poslugu	-	-	-	-	-	-	-	-	-	-	-	-	-	-	-	-	-
	<i>Activities of households as employers of domestic personnel</i>																	
98	Djelatnosti privatnih kućanstava koja proizvode različitu robu i obavljaju različite usluge za vlastite potrebe	-	-	-	-	-	-	-	-	-	-	-	-	-	-	-	-	-
	<i>Undifferentiated goods – and services – producing activities of private households for own use</i>																	
U	Djelatnosti izvanteritorijalnih organizacija i tijela	-	-	-	-	-	-	-	-	-	-	-	-	-	-	-	-	-
	<i>Activities of extraterritorial organisations and bodies</i>																	
99	Djelatnosti izvanteritorijalnih organizacija i tijela	-	-	-	-	-	-	-	-	-	-	-	-	-	-	-	-	-
	<i>Activities of extraterritorial organisations and bodies</i>																	


9.3.1.

**PROSJEČNA MJESEČNA ISPLAĆENA NETO PLAĆA PO ZAPOSLENOME U P**  
**AVERAGE MONTHLY PAID OFF NET EARNINGS PER PERSON IN PAID EMPL**

Molimo korisnike da pri korištenju podataka navedu izvor.

Users are kindly requested to state the source.

 kune  
 Kuna

 DRŽAVNI ZAVOD ZA STATISTIKU REPUBLIKE HRVATSKE CROATIAN BUREAU OF STATISTICS			VI. 2018.	VII. 2018.	VIII. 2018.	IX. 2018.	X. 2018.	XI. 2018.	XII. 2018.	I. 2019.	II. 2019.	III. 2019.	IV. 2019.	V. 2019.	VI. 2019.	VII. 2019.	VIII. 2019.	IX. 2019.
Ukupno	<i>Total</i>		6,276	6,206	6,264	6,195	6,281	6,267	6,262	6,400	6,369	6,464	6,434	6,476	6,470	6,420	6,438	6,418
A	Poljoprivreda, šumarstvo i ribarstvo	<i>Agriculture, forestry and fishing</i>	5,625	5,646	5,799	5,483	6,041	5,691	5,587	5,711	5,456	5,626	5,686	5,736	5,639	5,840	5,768	5,637
01	Biljna i stočarska proizvodnja, lovstvo i uslužne djelatnosti povezane s njima	<i>Crop and animal production, hunting and related service activities</i>	5,214	5,124	5,200	5,095	5,150	5,067	5,046	5,133	4,997	5,048	5,187	5,209	5,325	5,339	5,312	5,252
02	Šumarstvo i sječa drva	<i>Forestry and logging</i>	6,133	6,364	6,605	5,986	7,322	6,499	6,258	6,486	6,057	6,211	6,315	6,407	5,944	6,539	6,365	6,150
03	Ribarstvo	<i>Fishing and aquaculture</i>	5,679	5,436	5,630	5,472	5,621	5,605	5,609	5,551	5,379	5,637	5,717	5,771	6,006	5,767	5,854	5,693
B	Rudarstvo i vađenje	<i>Mining and quarrying</i>	8,061	7,463	7,518	7,383	7,704	7,685	7,712	7,592	7,495	7,651	7,729	10,346	7,937	7,617	7,693	7,552
06	Vađenje sirove nafte i prirodnog plina	<i>Extraction of crude petroleum and natural gas</i>	11,241	9,378	9,510	9,387	9,601	9,646	10,480	9,809	9,618	9,654	9,901	16,048	10,706	9,839	10,145	10,062
08	Ostalo rudarstvo i vađenje	<i>Other mining and quarrying</i>	6,048	6,107	6,055	5,905	6,158	6,089	5,825	6,089	5,945	6,234	6,277	6,475	6,404	6,488	6,386	6,232
09	Pomoćne uslužne djelatnosti u rudarstvu	<i>Mining support service activities</i>	8,683	8,047	8,193	8,093	8,597	8,623	8,496	8,208	8,311	8,372	8,424	12,249	8,466	7,982	8,227	8,085
C	Prerađivačka industrija	<i>Manufacturing</i>	5,793	5,742	5,739	5,639	5,786	5,747	5,696	5,838	5,968	5,913	5,884	6,062	5,925	6,007	5,921	5,854
10	Proizvodnja prehrambenih proizvoda	<i>Manufacture of food products</i>	5,502	5,404	5,470	5,321	5,425	5,364	5,384	5,438	5,303	5,344	5,512	5,571	5,570	5,603	5,646	5,445
11	Proizvodnja pića	<i>Manufacture of beverages</i>	7,549	7,235	7,128	7,063	7,128	7,598	7,454	7,022	8,380	8,279	7,312	7,220	7,723	7,457	7,505	7,477
12	Proizvodnja duhanskih proizvoda	<i>Manufacture of tobacco products</i>	8,384	8,442	8,364	7,812	7,778	7,815	7,972	7,350	7,497	7,767	7,621	8,556	8,518	8,797	8,366	7,789
13	Proizvodnja tekstila	<i>Manufacture of textiles</i>	4,403	4,394	4,378	4,336	4,497	4,469	4,324	4,532	4,465	4,528	4,549	4,646	4,623	4,661	4,575	4,641
14	Proizvodnja odjeće	<i>Manufacture of wearing apparel</i>	4,164	4,273	4,084	4,209	4,203	4,198	4,113	4,235	4,308	4,331	4,238	4,289	4,264	4,388	4,250	4,317
15	Proizvodnja kože i srodnih proizvoda	<i>Manufacture of leather and related products</i>	4,027	4,052	4,023	4,070	4,153	4,189	4,094	4,338	4,283	4,349	4,319	4,442	4,348	4,474	4,368	4,370
16	Prerada drva i proizvoda od drva i pluta, osim namještaja; proizvodnja proizvoda od slame i pletarskih materijala	<i>Manufacture of wood and of products of wood and cork, except furniture; manufacture of articles of straw and plaiting materials</i>	4,511	4,613	4,491	4,533	4,624	4,560	4,476	4,672	4,596	4,725	4,723	4,819	4,663	4,868	4,798	4,705
17	Proizvodnja papira i proizvoda od papira	<i>Manufacture of paper and paper</i>	5,752	5,729	5,744	5,624	5,849	5,735	5,787	5,849	5,714	5,857	5,993	6,009	5,985	6,049	5,991	5,986
18	Tiskanje i umnožavanje snimljenih zapisa	<i>Printing and reproduction of recorded media</i>	5,936	5,712	5,765	5,740	5,835	5,878	6,010	5,923	5,850	5,955	5,881	5,985	6,125	5,991	6,026	5,993
19	Proizvodnja koks i rafiniranih naftnih proizvoda	<i>Manufacture of coke and refined petroleum products</i>	10,248	9,126	9,222	9,256	9,498	9,589	10,327	9,671	9,465	9,504	9,757	16,117	10,003	9,775	10,047	9,795
20	Proizvodnja kemikalija i kemijskih proizvoda	<i>Manufacture of chemicals and chemical products</i>	6,191	6,271	6,441	6,056	6,256	6,328	6,256	6,574	6,127	6,386	6,401	6,536	6,434	6,586	6,560	6,391
21	Proizvodnja osnovnih farmaceutskih proizvoda i farmaceutskih pripravaka	<i>Manufacture of basic pharmaceutical products and pharmaceutical preparations</i>	9,865	9,578	9,413	9,423	9,681	9,540	9,486	9,574	16,262	10,407	9,803	9,971	9,721	9,701	9,649	9,581

Informacije/ Information

Telefon/ Phone: +385 (0) 1 4806-138, 4806-154

Elektronička pošta/ E-mail: stat.info@dzs.hr


9.3.1.

**PROSJEČNA MJESEČNA ISPLAĆENA NETO PLAĆA PO ZAPOSLENOME U P**  
*AVERAGE MONTHLY PAID OFF NET EARNINGS PER PERSON IN PAID EMPL*

Molimo korisnike da pri korištenju podataka navedu izvor.

*Users are kindly requested to state the source.*

kune  
Kuna

 DRŽAVNI ZAVOD ZA STATISTIKU REPUBLIKE HRVATSKE CROATIAN BUREAU OF STATISTICS			VI. 2018.	VII. 2018.	VIII. 2018.	IX. 2018.	X. 2018.	XI. 2018.	XII. 2018.	I. 2019.	II. 2019.	III. 2019.	IV. 2019.	V. 2019.	VI. 2019.	VII. 2019.	VIII. 2019.	IX. 2019.
22	Proizvodnja proizvoda od gume i plastike	<i>Manufacture of rubber and plastic products</i>	5,062	5,053	5,038	4,962	5,181	5,113	4,988	5,212	5,082	5,250	5,275	5,379	5,233	5,353	5,227	5,200
23	Proizvodnja ostalih nemetalnih mineralnih proizvoda	<i>Manufacture of other non-metallic mineral products</i>	6,242	6,184	6,243	6,098	6,277	6,219	6,275	6,523	6,290	6,595	6,508	6,776	6,506	6,617	6,573	6,406
24	Proizvodnja metala	<i>Manufacture of basic metals</i>	5,561	5,529	5,703	5,543	5,735	5,540	5,503	5,669	5,593	5,583	5,647	5,657	5,584	5,745	5,765	5,551
25	Proizvodnja gotovih metalnih proizvoda, osim strojeva i opreme	<i>Manufacture of fabricated metal products, except machinery and equipment</i>	5,649	5,714	5,711	5,614	5,897	5,623	5,566	5,870	5,671	5,830	5,818	5,999	5,691	5,990	5,740	5,730
26	Proizvodnja računala te elektroničkih i optičkih proizvoda	<i>Manufacture of computer, electronic and optical products</i>	9,053	9,003	8,994	9,125	9,170	9,166	9,284	9,319	12,237	10,227	9,259	10,134	9,354	9,566	9,387	9,358
27	Proizvodnja električne opreme	<i>Manufacture of electrical equipment</i>	7,320	6,671	6,651	6,758	6,767	7,341	6,741	6,784	6,632	6,998	6,930	7,419	7,609	7,032	6,919	7,035
28	Proizvodnja strojeva i uređaja, d. n.	<i>Manufacture of machinery and equipment n. e. c.</i>	6,307	6,295	6,246	6,056	6,318	6,239	6,137	6,346	6,188	6,320	6,402	6,475	6,343	6,566	6,338	6,331
29	Proizvodnja motornih vozila, prikolica i poluprikolica	<i>Manufacture of motor vehicles, trailers and semi-trailers</i>	5,957	5,857	5,881	5,862	6,004	5,998	6,019	6,132	5,979	6,266	6,188	6,403	6,295	6,474	6,366	6,381
30	Proizvodnja ostalih prijevoznih sredstava	<i>Manufacture of other transport</i>	6,314	6,420	6,325	5,542	5,758	5,380	5,448	5,751	5,578	5,751	5,975	5,739	5,989	5,997	5,688	5,824
31	Proizvodnja namještaja	<i>Manufacture of furniture</i>	4,553	4,602	4,605	4,610	4,665	4,630	4,554	4,712	4,659	4,827	4,832	4,932	4,829	5,041	4,961	4,902
32	Ostala prerađivačka industrija	<i>Other manufacturing</i>	4,718	4,843	4,703	4,763	4,836	4,814	4,722	4,965	4,948	4,981	4,982	5,081	4,905	5,132	4,873	4,928
33	Popravak i instaliranje strojeva i opreme	<i>Repair and installation of machinery and equipment</i>	6,167	6,174	6,299	6,098	6,353	6,256	6,180	6,443	6,300	6,499	6,510	6,609	6,434	6,554	6,412	6,362
D	Opskrba električnom energijom, plinom, parom i klimatizacija	<i>Electricity, gas, steam and air conditioning supply</i>	8,316	7,995	8,791	7,961	8,687	8,453	8,227	8,767	8,048	8,368	8,552	8,816	8,130	8,418	8,680	8,342
35	Opskrba električnom energijom, plinom, parom i klimatizacija	<i>Electricity, gas, steam and air conditioning supply</i>	8,316	7,995	8,791	7,961	8,687	8,453	8,227	8,767	8,048	8,368	8,552	8,816	8,130	8,418	8,680	8,342
E	Opskrba vodom; uklanjanje otpadnih voda, gospodarenje otpadom te djelatnosti sanacije okoliša	<i>Water supply; sewerage, waste management and remediation activities</i>	5,825	5,849	5,974	5,686	5,944	5,894	5,865	5,993	5,792	5,897	5,982	6,106	5,956	6,130	6,081	5,872
36	Skupljanje, pročišćavanje i opskrba vodom	<i>Water collection, treatment and</i>	6,208	6,340	6,463	6,032	6,458	6,334	6,256	6,462	6,049	6,289	6,453	6,727	6,243	6,647	6,478	6,305
37	Uklanjanje otpadnih voda	<i>Sewerage</i>	6,873	6,909	7,041	6,862	6,980	6,959	7,000	7,264	6,971	7,002	7,115	7,417	7,206	7,595	7,401	7,101
38	Skupljanje otpada, djelatnosti obrade i zbrinjavanja otpada; uporaba materijala	<i>Waste collection, treatment and disposal activities; materials recovery</i>	5,456	5,423	5,528	5,303	5,474	5,459	5,454	5,555	5,425	5,466	5,540	5,602	5,614	5,667	5,718	5,505
39	Djelatnosti sanacije okoliša te ostale djelatnosti gospodarenja otpadom	<i>Remediation activities and other waste management services</i>	6,967	7,094	7,467	7,368	7,476	7,472	7,389	7,312	7,587	7,678	7,460	7,369	7,665	7,724	7,371	6,973

Informacije/ Information

Telefon/ Phone: +385 (0) 1 4806-138, 4806-154

Elektronička pošta/ E-mail: stat.info@dzs.hr


9.3.1.

**PROSJEČNA MJESEČNA ISPLAĆENA NETO PLAĆA PO ZAPOSLENOME U P**  
*AVERAGE MONTHLY PAID OFF NET EARNINGS PER PERSON IN PAID EMPL*

Molimo korisnike da pri korištenju podataka navedu izvor.

*Users are kindly requested to state the source.*

kune  
Kuna

 DRŽAVNI ZAVOD ZA STATISTIKU REPUBLIKE HRVATSKE CROATIAN BUREAU OF STATISTICS			VI. 2018.	VII. 2018.	VIII. 2018.	IX. 2018.	X. 2018.	XI. 2018.	XII. 2018.	I. 2019.	II. 2019.	III. 2019.	IV. 2019.	V. 2019.	VI. 2019.	VII. 2019.	VIII. 2019.	IX. 2019.
F	Građevinarstvo	<i>Construction</i>	5,292	5,190	5,218	5,102	5,259	5,158	5,104	5,267	5,141	5,229	5,218	5,330	5,230	5,394	5,282	5,237
	41 Gradnja zgrada	<i>Construction of buildings</i>	4,561	4,632	4,647	4,574	4,680	4,609	4,530	4,694	4,616	4,686	4,668	4,743	4,694	4,809	4,760	4,731
	42 Gradnja građevina niskogradnje	<i>Civil engineering</i>	6,567	6,254	6,309	6,077	6,403	6,212	6,173	6,356	6,139	6,234	6,280	6,530	6,284	6,635	6,373	6,266
	43 Specijalizirane građevinske djelatnosti	<i>Specialised construction activities</i>	4,884	4,929	4,947	4,882	4,972	4,905	4,865	5,027	4,946	5,045	5,016	5,083	5,016	5,096	5,020	4,999
G	Trgovina na veliko i na malo; popravak motornih vozila i motocikla	<i>Wholesale and retail trade; repair of motor vehicles and motorcycles</i>	5,657	5,589	5,639	5,577	5,607	5,753	5,682	5,703	5,717	5,884	5,748	5,862	5,897	5,822	5,867	5,782
	45 Trgovina na veliko i na malo motornim vozilima i motociklima; popravak motornih vozila i motocikla	<i>Wholesale and retail trade and repair of motor vehicles and motorcycles</i>	6,016	6,007	6,026	6,000	6,049	6,062	6,052	6,197	6,126	6,267	6,286	6,434	6,243	6,318	6,268	6,260
	46 Trgovina na veliko, osim trgovine motornim vozilima i motociklima	<i>Wholesale trade, except of motor vehicles and motorcycles</i>	6,476	6,378	6,406	6,388	6,431	6,613	6,538	6,621	6,741	6,806	6,619	6,665	6,694	6,637	6,629	6,580
	47 Trgovina na malo, osim trgovine motornim vozilima i motociklima	<i>Retail trade, except of motor vehicles and motorcycles</i>	5,095	5,036	5,105	5,006	5,020	5,149	5,071	5,050	5,008	5,164	5,115	5,268	5,342	5,236	5,328	5,210
H	Prijevoz i skladištenje	<i>Transportation and storage</i>	6,364	6,449	6,634	6,269	6,534	6,524	6,485	6,610	6,263	6,406	6,542	6,691	6,604	6,640	6,690	6,532
	49 Kopneni prijevoz i cjevovodni transport	<i>Land transport and transport via</i>	5,781	5,788	5,946	5,590	5,872	5,794	5,744	5,946	5,564	5,719	5,821	5,928	5,791	5,917	5,913	5,850
	50 Vodeni prijevoz	<i>Water transport</i>	6,084	6,480	6,381	6,003	6,405	6,656	6,636	6,687	6,233	6,527	6,396	6,149	6,231	6,275	6,402	6,166
	51 Zračni prijevoz	<i>Air transport</i>	10,629	11,241	11,554	10,169	11,226	11,016	10,839	11,269	10,377	10,783	11,210	11,831	11,023	12,249	12,108	11,448
	52 Skladištenje i prateće djelatnosti u prijevozu	<i>Warehousing and support activities for transportation</i>	7,716	7,648	7,981	7,527	7,849	7,936	7,913	7,977	7,566	7,704	7,895	8,147	8,126	7,973	8,132	7,805
	53 Poštanske i kurirske djelatnosti	<i>Postal and courier activities</i>	5,177	5,224	5,253	5,206	5,177	5,200	5,218	5,209	5,220	5,228	5,354	5,473	5,393	5,470	5,436	5,451
I	Djelatnosti pružanja smještaja te pripreme i usluživanja hrane	<i>Accommodation and food service activities</i>	5,225	5,178	5,299	5,194	5,203	5,087	5,151	5,290	5,237	5,232	5,354	5,288	5,422	5,274	5,447	5,308
	55 Smještaj	<i>Accommodation</i>	5,900	5,821	5,991	5,809	5,818	5,700	5,875	6,152	6,119	6,006	6,101	5,922	6,071	5,892	6,127	5,916
	56 Djelatnost pripreme i usluživanja hrane i pića	<i>Food and beverage service activities</i>	4,208	4,210	4,262	4,232	4,222	4,179	4,200	4,251	4,246	4,266	4,268	4,294	4,434	4,335	4,418	4,350
J	Informacije i komunikacije	<i>Information and communication</i>	8,267	8,262	8,336	8,201	8,529	8,321	8,442	8,579	8,758	8,772	8,591	8,573	8,630	8,603	8,676	8,562
	58 Izdavačke djelatnosti	<i>Publishing activities</i>	6,788	6,824	6,786	6,762	6,839	6,886	6,992	7,029	6,856	6,941	6,940	7,025	7,049	7,192	6,856	7,073
	59 Proizvodnja filmova, videofilmova i televizijskog programa, djelatnosti snimanja zvučnih zapisa i izdavanja glazbenih zapisa	<i>Motion picture, video and television programme production, sound recording and music publishing activities</i>	6,005	5,995	6,002	6,042	5,965	6,052	6,092	6,295	6,218	6,284	6,207	6,278	6,306	6,198	6,250	6,210
	60 Emitiranje programa	<i>Programming and broadcasting</i>	6,962	6,984	7,245	6,680	7,262	7,040	6,940	7,238	6,683	7,008	7,143	7,299	6,978	7,297	7,269	6,999
	61 Telekomunikacije	<i>Telecommunications</i>	8,927	8,835	8,778	8,824	9,236	8,846	9,072	9,503	10,049	9,911	9,297	9,011	9,366	9,118	9,261	9,082

Informacije/ Information

Telefon/ Phone: +385 (0) 1 4806-138, 4806-154

Elektronička pošta/ E-mail: stat.info@dzs.hr


9.3.1.

**PROSJEČNA MJESEČNA ISPLAĆENA NETO PLAĆA PO ZAPOSLENOME U P**  
**AVERAGE MONTHLY PAID OFF NET EARNINGS PER PERSON IN PAID EMPL**

Molimo korisnike da pri korištenju podataka navedu izvor.

Users are kindly requested to state the source.

kune  
Kuna

 DRŽAVNI ZAVOD ZA STATISTIKU REPUBLICKE HRVATSKE CROATIAN BUREAU OF STATISTICS			VI. 2018.	VII. 2018.	VIII. 2018.	IX. 2018.	X. 2018.	XI. 2018.	XII. 2018.	I. 2019.	II. 2019.	III. 2019.	IV. 2019.	V. 2019.	VI. 2019.	VII. 2019.	VIII. 2019.	IX. 2019.
62	Računalno programiranje, savjetovanje i djelatnosti povezane s njima	<i>Computer programming, consultancy and related activities</i>	9,085	9,112	9,261	9,073	9,390	9,163	9,302	9,226	9,592	9,403	9,422	9,392	9,458	9,396	9,598	9,465
63	Informacijske uslužne djelatnosti	<i>Information service activities</i>	7,630	7,696	7,602	7,663	7,839	7,837	7,918	8,143	8,070	9,239	8,225	8,750	8,350	8,417	8,365	8,360
K	Financijske djelatnosti i djelatnosti osiguranja	<i>Financial and insurance activities</i>	8,536	8,394	8,322	8,364	8,412	8,795	8,412	8,523	8,583	9,172	9,502	8,697	8,950	8,803	8,587	8,691
64	Financijske uslužne djelatnosti, osim osiguranja i mirovinskih fondova	<i>Financial service activities, except insurance and pension funding</i>	9,334	9,021	8,949	9,108	9,046	9,786	9,128	9,167	9,281	10,130	10,798	9,401	9,891	9,472	9,282	9,466
65	Osiguranje, reosiguranje i mirovinski fondovi, osim obveznoga socijalnog osiguranja	<i>Insurance, reinsurance and pension funding, except compulsory social security</i>	7,835	8,045	7,929	7,674	8,030	7,923	7,750	8,185	8,056	8,250	8,047	8,267	8,030	8,491	8,097	8,020
66	Pomoćne djelatnosti kod financijskih usluga i djelatnosti osiguranja	<i>Activities auxiliary to financial services and insurance activities</i>	6,718	6,698	6,685	6,746	6,745	6,806	6,855	6,765	6,893	7,172	7,068	6,893	7,009	6,973	6,911	6,985
L	Poslovanje nekretninama	<i>Real estate activities</i>	6,021	5,842	5,931	5,834	5,937	5,860	5,993	5,963	5,881	6,016	5,995	5,971	5,991	5,957	5,967	5,941
68	Poslovanje nekretninama	<i>Real estate activities</i>	6,021	5,842	5,931	5,834	5,937	5,860	5,993	5,963	5,881	6,016	5,995	5,971	5,991	5,957	5,967	5,941
M	Stručne, znanstvene i tehničke djelatnosti	<i>Professional, scientific and technical activities</i>	7,121	7,026	7,069	7,040	7,075	6,950	6,954	7,206	7,261	7,325	7,206	7,461	7,212	7,238	7,207	7,225
69	Pravne i računovodstvene djelatnosti	<i>Legal and accounting activities</i>	5,827	5,763	5,911	5,825	5,724	5,693	5,708	5,781	5,801	5,819	5,806	6,029	5,915	5,934	6,066	5,916
70	Upravljačke djelatnosti; savjetovanje u vezi s upravljanjem	<i>Activities of head offices; management consultancy activities</i>	7,654	7,488	7,575	7,460	7,560	6,694	6,715	7,785	7,794	7,884	7,471	7,347	7,399	7,377	7,331	7,402
71	Arhitektonske djelatnosti i inženjerstvo; tehničko ispitivanje i analiza	<i>Architectural and engineering activities; technical testing and</i>	7,007	6,983	6,952	6,888	6,986	6,980	6,919	7,079	7,099	7,113	7,175	7,676	7,171	7,250	7,141	7,131
72	Znanstveno istraživanje i razvoj	<i>Scientific research and development</i>	9,289	8,941	8,972	9,189	9,265	9,043	9,317	9,429	9,466	9,475	9,291	9,440	9,355	9,174	9,177	9,357
73	Promidžba (reklama i propaganda) i istraživanje tržišta	<i>Advertising and market research</i>	8,193	8,177	8,282	8,380	8,255	8,492	8,580	8,560	9,081	9,465	8,569	8,669	8,437	8,599	8,409	8,695
74	Ostale stručne, znanstvene i tehničke djelatnosti	<i>Other professional, scientific and technical activities</i>	6,164	5,839	5,951	5,818	5,893	6,098	5,879	6,031	6,038	6,187	6,117	6,212	6,089	6,104	6,204	6,170
75	Veterinarske djelatnosti	<i>Veterinary activities</i>	6,031	5,928	5,968	5,905	5,915	5,920	6,012	6,047	6,016	6,066	6,225	6,212	6,276	6,258	6,288	6,198
N	Administrativne i pomoćne uslužne djelatnosti	<i>Administrative and support service activities</i>	4,818	4,862	4,852	4,793	4,886	4,798	4,811	5,007	4,833	4,915	4,980	4,924	4,996	4,994	5,005	4,903
77	Djelatnosti iznajmljivanja i davanja u zakup (leasing)	<i>Rental and leasing activities</i>	5,745	5,758	5,769	5,790	5,786	6,045	5,922	6,210	6,095	6,348	6,104	6,188	6,141	6,179	6,186	6,124
78	Djelatnosti zapošljavanja	<i>Employment activities</i>	4,538	4,742	4,677	4,556	4,905	4,614	4,681	5,070	4,693	4,807	5,143	4,804	4,931	5,009	4,952	4,793
79	Putničke agencije, organizatori putovanja (turoperator) i ostale rezervacijske usluge te djelatnosti povezane s njima	<i>Travel agency, tour operator reservation service and related activities</i>	5,622	5,487	5,484	5,587	5,592	5,707	5,906	5,984	5,947	5,759	5,768	5,666	5,650	5,563	5,611	5,630

Informacije/ Information

Telefon/ Phone: +385 (0) 1 4806-138, 4806-154

Elektronička pošta/ E-mail: stat.info@dzs.hr

9.3.1.

**PROSJEČNA MJESEČNA ISPLAĆENA NETO PLAĆA PO ZAPOSLENOME U P**  
**AVERAGE MONTHLY PAID OFF NET EARNINGS PER PERSON IN PAID EMPL**

Molimo korisnike da pri korištenju podataka navedu izvor.

Users are kindly requested to state the source.

kune  
Kuna

DRŽAVNI ZAVOD ZA STATISTIKU REPUBLIKE HRVATSKE CROATIAN BUREAU OF STATISTICS			VI. 2018.	VII. 2018.	VIII. 2018.	IX. 2018.	X. 2018.	XI. 2018.	XII. 2018.	I. 2019.	II. 2019.	III. 2019.	IV. 2019.	V. 2019.	VI. 2019.	VII. 2019.	VIII. 2019.	IX. 2019.
80	Zaštitne i istražne djelatnosti	<i>Security and investigation activities</i>	4,399	4,400	4,454	4,309	4,346	4,229	4,157	4,264	4,115	4,246	4,289	4,357	4,398	4,434	4,499	4,319
81	Usluge u vezi s upravljanjem i održavanjem zgrada te djelatnosti uređenja i održavanja krajolika	<i>Services to buildings and landscape activities</i>	4,276	4,256	4,276	4,218	4,181	4,180	4,228	4,298	4,241	4,287	4,149	4,251	4,313	4,276	4,284	4,292
82	Uredske administrativne i pomoćne djelatnosti te ostale poslovne pomoćne djelatnosti	<i>Office administrative, office support and other business support activities</i>	5,747	5,857	5,863	5,813	5,849	5,796	5,655	5,784	5,707	5,667	5,893	5,777	5,927	5,764	5,747	5,647
O	Javna uprava i obrana; obvezno socijalno osiguranje	<i>Public administration and defence; compulsory social security</i>	7,231	7,099	7,140	7,139	7,083	7,011	7,131	7,368	7,343	7,450	7,500	7,422	7,515	7,361	7,443	7,489
84	Javna uprava i obrana; obvezno socijalno osiguranje	<i>Public administration and defence; compulsory social security</i>	7,231	7,099	7,140	7,139	7,083	7,011	7,131	7,368	7,343	7,450	7,500	7,422	7,515	7,361	7,443	7,489
P	Obrazovanje	<i>Education</i>	6,670	6,483	6,582	6,748	6,630	6,541	6,569	6,705	6,746	6,789	6,716	6,782	6,860	6,685	6,750	6,980
85	Obrazovanje	<i>Education</i>	6,670	6,483	6,582	6,748	6,630	6,541	6,569	6,705	6,746	6,789	6,716	6,782	6,860	6,685	6,750	6,980
Q	Djelatnosti zdravstvene zaštite i socijalne skrbi	<i>Human health and social work activities</i>	7,346	7,293	7,317	7,251	7,164	7,196	7,292	7,361	7,239	7,380	7,407	7,357	7,739	7,402	7,544	7,647
86	Djelatnosti zdravstvene zaštite	<i>Human health activities</i>	7,990	7,878	7,890	7,829	7,730	7,765	7,889	7,941	7,832	7,997	8,030	7,973	8,413	8,013	8,186	8,334
87	Djelatnosti socijalne skrbi sa smještajem	<i>Residential care activities</i>	5,168	5,317	5,484	5,427	5,486	5,528	5,564	5,652	5,504	5,592	5,656	5,623	5,802	5,570	5,672	5,636
88	Djelatnosti socijalne skrbi bez smještaja	<i>Social work activities without accommodation</i>	5,008	5,193	5,192	5,087	5,013	5,006	4,962	5,099	5,021	5,066	5,028	5,032	5,159	5,161	5,141	5,186
R	Umjetnost, zabava i rekreacija	<i>Arts, entertainment and recreation</i>	5,907	6,012	5,961	5,920	6,008	6,054	5,951	6,092	6,041	6,103	6,166	6,114	6,194	6,217	6,127	6,175
90	Kreativne, umjetničke i zabavne djelatnosti	<i>Creative, arts and entertainment</i>	6,703	6,940	6,668	6,696	6,785	6,945	6,738	6,987	6,892	6,982	6,881	6,899	7,050	6,892	6,865	6,992
91	Knjižnice, arhivi, muzeji i ostale kulturne djelatnosti	<i>Libraries, archives, museums and other cultural activities</i>	6,381	6,430	6,393	6,393	6,447	6,428	6,350	6,540	6,540	6,574	6,812	6,551	6,604	6,497	6,521	6,577
92	Djelatnosti kockanja i klađenja	<i>Gambling and betting activities</i>	5,406	5,587	5,485	5,369	5,414	5,460	5,465	5,458	5,423	5,510	5,593	5,636	5,804	6,106	5,750	5,670
93	Sportske djelatnosti te zabavne i rekreacijske djelatnosti	<i>Sports activities and amusement and recreation activities</i>	5,530	5,561	5,653	5,601	5,742	5,802	5,621	5,785	5,712	5,775	5,744	5,759	5,773	5,761	5,773	5,880
S	Ostale uslužne djelatnosti	<i>Other service activities</i>	5,416	5,425	5,419	5,347	5,450	5,483	5,491	5,619	5,573	5,608	5,648	5,639	5,571	5,614	5,560	5,486
94	Djelatnosti članskih organizacija	<i>Activities of membership</i>	5,944	5,903	5,906	5,814	5,924	6,007	6,008	6,105	6,030	6,106	6,069	6,086	5,978	5,983	5,971	5,863
95	Popravlak računala i predmeta za osobnu uporabu i kućanstvo	<i>Repair of computers and personal and household goods</i>	6,767	7,147	7,014	6,771	6,921	6,945	6,924	7,033	7,025	6,882	7,313	7,323	7,240	7,743	7,375	7,256
96	Ostale osobne uslužne djelatnosti	<i>Other personal service activities</i>	4,027	4,007	4,047	4,028	4,126	4,075	4,067	4,206	4,186	4,231	4,285	4,259	4,286	4,259	4,258	4,233

Informacije/ Information

Telefon/ Phone: +385 (0) 1 4806-138, 4806-154

Elektronička pošta/ E-mail: stat.info@dzs.hr


9.3.1.

**PROSJEČNA MJESEČNA ISPLAĆENA NETO PLAĆA PO ZAPOSLENOME U P**  
*AVERAGE MONTHLY PAID OFF NET EARNINGS PER PERSON IN PAID EMPL*

**Molimo korisnike da pri korištenju podataka navedu izvor.**

*Users are kindly requested to state the source.*

kune  
Kuna

 DRŽAVNI ZAVOD ZA STATISTIKU REPUBLIKE HRVATSKE CROATIAN BUREAU OF STATISTICS			VI. 2018.	VII. 2018.	VIII. 2018.	IX. 2018.	X. 2018.	XI. 2018.	XII. 2018.	I. 2019.	II. 2019.	III. 2019.	IV. 2019.	V. 2019.	VI. 2019.	VII. 2019.	VIII. 2019.	IX. 2019.
T	Djelatnosti kućanstava kao poslodavaca; djelatnosti kućanstava koja proizvode različitu robu i obavljaju različite usluge za vlastite potrebe	<i>Activities of households as employers; undifferentiated goods – and services – producing activities of households for own use</i>	-	-	-	-	-	-	-	-	-	-	-	-	-	-	-	-
97	Djelatnosti kućanstava koja zapošljavaju poslugu	<i>Activities of households as employers of domestic personnel</i>	-	-	-	-	-	-	-	-	-	-	-	-	-	-	-	-
98	Djelatnosti privatnih kućanstava koja proizvode različitu robu i obavljaju različite usluge za vlastite potrebe	<i>Undifferentiated goods – and services – producing activities of private households for own use</i>	-	-	-	-	-	-	-	-	-	-	-	-	-	-	-	-
U	Djelatnosti izvanteritorijalnih organizacija i tijela	<i>Activities of extraterritorial organisations and bodies</i>	-	-	-	-	-	-	-	-	-	-	-	-	-	-	-	-
99	Djelatnosti izvanteritorijalnih organizacija i tijela	<i>Activities of extraterritorial organisations and bodies</i>	-	-	-	-	-	-	-	-	-	-	-	-	-	-	-	-




9.3.1.

**PROSJEČNA MJESEČNA ISPLAĆENA NETO PLAĆA PO ZAPOSLENOME U P**  
**AVERAGE MONTHLY PAID OFF NET EARNINGS PER PERSON IN PAID EMPL**

Molimo korisnike da pri korištenju podataka navedu izvor.

Users are kindly requested to state the source.

 kune  
 Kuna

 DRŽAVNI ZAVOD ZA STATISTIKU REPUBLIKE HRVATSKE CROATIAN BUREAU OF STATISTICS			X.	XI.	XII.	I.	II.	III.	IV.	V.	VI.	VII.	VIII.	IX.	X.	XI.	XII.	I.	
			2019.	2019.	2019.	2020.	2020.	2020.	2020.	2020.	2020.	2020.	2020.	2020.	2020.	2020.	2020.	2020.	2021.
Ukupno	<i>Total</i>		6,496	6,536	6,559	6,796	6,789	6,713	6,622	6,655	6,774	6,722	6,723	6,747	6,756	6,863	6,999	6,979	
A	Poljoprivreda, šumarstvo i ribarstvo	<i>Agriculture, forestry and fishing</i>	5,868	5,606	5,761	5,973	5,668	5,814	5,862	5,789	6,027	5,991	5,827	5,914	5,897	5,747	6,120	5,846	
01	Biljna i stočarska proizvodnja, lovstvo i uslužne djelatnosti povezane s njima	<i>Crop and animal production, hunting and related service activities</i>	5,330	5,186	5,256	5,454	5,370	5,410	5,474	5,452	5,696	5,529	5,467	5,489	5,452	5,484	5,585	5,491	
02	Šumarstvo i sječa drva	<i>Forestry and logging</i>	6,665	6,195	6,450	6,780	6,094	6,426	6,469	6,269	6,406	6,620	6,281	6,487	6,521	6,023	6,915	6,372	
03	Ribarstvo	<i>Fishing and aquaculture</i>	5,728	5,607	5,788	5,781	5,693	5,720	5,756	5,868	6,362	6,134	6,073	6,105	6,059	6,137	6,185	5,911	
B	Rudarstvo i vađenje	<i>Mining and quarrying</i>	7,822	7,706	7,714	7,982	7,812	7,774	7,776	7,005	8,073	7,650	7,449	7,689	7,752	8,076	8,939	7,910	
06	Vađenje sirove nafte i prirodnog plina	<i>Extraction of crude petroleum and natural gas</i>	10,140	10,264	10,382	10,252	10,309	10,155	11,811	10,352	13,684	9,748	9,948	10,041	10,025	10,964	13,546	10,878	
08	Ostalo rudarstvo i vađenje	<i>Other mining and quarrying</i>	6,451	6,315	6,288	6,526	6,473	6,559	6,497	6,460	6,810	6,753	6,540	6,691	6,758	6,729	6,867	6,704	
09	Pomoćne uslužne djelatnosti u rudarstvu	<i>Mining support service activities</i>	8,549	8,319	8,327	8,830	8,615	8,264	7,594	6,031	7,026	7,892	7,495	8,035	8,182	8,997	9,811	8,315	
C	Prerađivačka industrija	<i>Manufacturing</i>	5,984	5,982	5,945	6,209	6,338	6,138	6,021	6,176	6,239	6,230	6,138	6,269	6,271	6,465	6,391	6,301	
10	Proizvodnja prehrambenih proizvoda	<i>Manufacture of food products</i>	5,556	5,478	5,587	5,722	5,594	5,799	5,668	5,615	5,808	5,744	5,766	5,764	5,789	5,810	6,077	5,838	
11	Proizvodnja pića	<i>Manufacture of beverages</i>	7,540	7,777	7,605	7,922	8,416	7,499	7,107	7,093	7,663	7,538	7,378	7,947	7,391	7,619	7,736	7,496	
12	Proizvodnja duhanskih proizvoda	<i>Manufacture of tobacco products</i>	7,668	7,321	7,620	7,907	15,413	8,018	7,939	9,276	8,901	8,905	8,706	8,594	8,568	9,789	8,313	7,698	
13	Proizvodnja tekstila	<i>Manufacture of textiles</i>	4,703	4,661	4,680	4,893	4,947	4,838	4,902	4,928	4,884	4,923	4,794	4,942	5,036	4,965	5,112	5,156	
14	Proizvodnja odjeće	<i>Manufacture of wearing apparel</i>	4,368	4,414	4,341	4,468	4,518	4,405	4,518	4,509	4,401	4,436	4,324	4,444	4,526	4,496	4,470	4,319	
15	Proizvodnja kože i srodnih proizvoda	<i>Manufacture of leather and related products</i>	4,429	4,489	4,209	4,637	4,677	4,472	4,441	4,455	4,522	4,617	4,571	4,735	4,784	4,816	4,886	4,733	
16	Prerada drva i proizvoda od drva i pluta, osim namještaja; proizvodnja proizvoda od slame i pletarskih materijala	<i>Manufacture of wood and of products of wood and cork, except furniture; manufacture of articles of straw and plaiting materials</i>	4,814	4,724	4,710	4,986	4,914	4,932	4,952	4,948	4,980	5,048	4,886	5,016	5,104	5,024	5,088	5,091	
17	Proizvodnja papira i proizvoda od papira	<i>Manufacture of paper and paper</i>	6,001	5,954	5,977	6,250	6,100	6,232	6,092	6,073	6,147	6,218	6,125	6,131	6,084	6,227	6,263	6,563	
18	Tiskanje i umnožavanje snimljenih zapisa	<i>Printing and reproduction of recorded media</i>	5,997	6,271	6,139	6,082	6,097	5,942	5,846	5,942	6,140	6,061	6,051	6,147	6,125	6,293	6,367	6,280	
19	Proizvodnja koks i rafiniranih naftnih proizvoda	<i>Manufacture of coke and refined petroleum products</i>	10,091	10,534	10,415	10,287	10,297	10,203	11,745	10,357	13,540	9,830	10,006	10,175	10,068	10,905	13,603	10,814	
20	Proizvodnja kemikalija i kemijskih proizvoda	<i>Manufacture of chemicals and chemical products</i>	6,575	6,580	6,518	6,890	6,456	6,822	6,679	6,619	6,668	6,565	6,547	6,639	6,452	6,710	6,937	6,922	
21	Proizvodnja osnovnih farmaceutskih proizvoda i farmaceutskih pripravaka	<i>Manufacture of basic pharmaceutical products and pharmaceutical preparations</i>	9,780	9,687	9,593	9,633	16,070	9,577	10,222	10,032	9,931	10,010	9,798	9,792	10,009	9,918	10,238	10,197	

Informacije/ Information

Telefon/ Phone: +385 (0) 1 4806-138, 4806-154

Elektronička pošta/ E-mail: stat.info@dzs.hr

9.3.1.

**PROSJEČNA MJESEČNA ISPLAĆENA NETO PLAĆA PO ZAPOSLENOME U P**  
*AVERAGE MONTHLY PAID OFF NET EARNINGS PER PERSON IN PAID EMPL*

Molimo korisnike da pri korištenju podataka navedu izvor.

*Users are kindly requested to state the source.*

kune  
Kuna

DRŽAVNI ZAVOD ZA STATISTIKU REPUBLIKE HRVATSKE CROATIAN BUREAU OF STATISTICS			X. 2019.	XI. 2019.	XII. 2019.	I. 2020.	II. 2020.	III. 2020.	IV. 2020.	V. 2020.	VI. 2020.	VII. 2020.	VIII. 2020.	IX. 2020.	X. 2020.	XI. 2020.	XII. 2020.	I. 2021.
22	Proizvodnja proizvoda od gume i plastike	<i>Manufacture of rubber and plastic products</i>	5,377	5,321	5,307	5,561	5,473	5,473	5,392	5,398	5,568	5,604	5,428	5,553	5,588	5,543	5,655	5,660
23	Proizvodnja ostalih nemetalnih mineralnih proizvoda	<i>Manufacture of other non-metallic mineral products</i>	6,631	6,577	6,720	6,744	6,773	7,056	6,633	6,678	6,717	6,805	6,670	6,752	6,740	7,101	7,184	7,069
24	Proizvodnja metala	<i>Manufacture of basic metals</i>	5,674	5,755	5,604	5,747	5,760	5,668	5,563	5,476	5,763	5,801	5,663	5,753	5,813	5,934	6,033	6,002
25	Proizvodnja gotovih metalnih proizvoda, osim strojeva i opreme	<i>Manufacture of fabricated metal products, except machinery and equipment</i>	5,945	5,773	5,740	6,152	5,958	5,981	5,937	6,014	6,112	6,303	6,027	6,230	6,212	6,027	6,241	6,215
26	Proizvodnja računala te elektroničkih i optičkih proizvoda	<i>Manufacture of computer, electronic and optical products</i>	9,431	9,802	9,338	6,988	6,887	7,444	6,895	7,121	6,888	6,596	6,766	7,109	7,140	7,342	7,425	7,379
27	Proizvodnja električne opreme	<i>Manufacture of electrical equipment</i>	7,060	7,741	7,129	7,219	7,217	7,435	7,030	7,622	7,648	7,326	7,496	7,729	7,498	8,488	8,101	7,286
28	Proizvodnja strojeva i uređaja, d. n.	<i>Manufacture of machinery and equipment n. e. c.</i>	6,525	6,475	6,484	6,828	6,765	6,574	6,386	6,695	6,907	6,816	6,657	6,948	6,872	7,018	7,239	7,150
29	Proizvodnja motornih vozila, prikolica i poluprikolica	<i>Manufacture of motor vehicles, trailers and semi-trailers</i>	6,549	6,315	6,337	6,554	6,542	6,449	6,067	6,043	6,734	6,742	6,699	6,928	7,003	7,113	6,143	5,878
30	Proizvodnja ostalih prijevoznih sredstava	<i>Manufacture of other transport</i>	6,122	5,953	5,984	6,399	6,245	6,219	6,233	6,178	6,385	6,446	6,559	6,405	6,475	6,353	6,564	6,406
31	Proizvodnja namještaja	<i>Manufacture of furniture</i>	5,036	5,001	4,960	5,342	5,213	4,880	4,864	4,938	5,029	5,138	5,058	5,202	5,203	5,151	5,204	5,167
32	Ostala prerađivačka industrija	<i>Other manufacturing</i>	4,949	4,937	4,804	5,185	5,102	4,972	4,946	4,909	5,048	5,329	5,082	5,245	5,299	5,261	5,277	5,345
33	Popravak i instaliranje strojeva i opreme	<i>Repair and installation of machinery and equipment</i>	6,539	6,417	6,442	8,143	8,250	7,892	7,632	9,408	8,027	8,033	7,831	8,019	8,112	9,829	7,304	8,374
D	Opskrba električnom energijom, plinom, parom i klimatizacija	<i>Electricity, gas, steam and air conditioning supply</i>	8,845	8,387	8,700	9,048	8,273	8,875	8,944	8,670	8,821	8,589	8,659	8,873	8,829	8,647	9,533	9,142
35	Opskrba električnom energijom, plinom, parom i klimatizacija	<i>Electricity, gas, steam and air conditioning supply</i>	8,845	8,387	8,700	9,048	8,273	8,875	8,944	8,670	8,821	8,589	8,659	8,873	8,829	8,647	9,533	9,142
E	Opskrba vodom; uklanjanje otpadnih voda, gospodarenje otpadom te djelatnosti sanacije okoliša	<i>Water supply; sewerage, waste management and remediation activities</i>	6,087	6,008	6,061	6,329	6,078	6,131	5,998	6,037	6,191	6,266	6,178	6,178	6,197	6,229	6,471	6,321
36	Skupljanje, pročišćavanje i opskrba vodom	<i>Water collection, treatment and</i>	6,595	6,476	6,553	6,778	6,385	6,576	6,526	6,487	6,637	6,813	6,601	6,656	6,687	6,695	7,039	6,771
37	Uklanjanje otpadnih voda	<i>Sewerage</i>	7,630	8,122	7,290	7,539	7,073	7,354	7,206	7,110	7,346	7,795	7,327	7,386	7,460	8,143	7,720	7,359
38	Skupljanje otpada, djelatnosti obrade i zbrinjavanja otpada; uporaba materijala	<i>Waste collection, treatment and disposal activities; materials recovery</i>	5,651	5,563	5,603	5,881	5,701	5,706	5,561	5,589	5,732	5,783	5,789	5,737	5,756	5,799	5,984	5,911
39	Djelatnosti sanacije okoliša te ostale djelatnosti gospodarenja otpadom	<i>Remediation activities and other waste management services</i>	7,298	7,461	7,582	7,768	7,811	7,370	6,837	7,506	7,813	7,435	7,331	7,513	7,489	7,412	7,879	7,638

Informacije/ Information

Telefon/ Phone: +385 (0) 1 4806-138, 4806-154

Elektronička pošta/ E-mail: stat.info@dzs.hr


9.3.1.

**PROSJEČNA MJESEČNA ISPLAĆENA NETO PLAĆA PO ZAPOSLENOME U P**  
*AVERAGE MONTHLY PAID OFF NET EARNINGS PER PERSON IN PAID EMPL*

Molimo korisnike da pri korištenju podataka navedu izvor.

*Users are kindly requested to state the source.*

kune  
Kuna

 DRŽAVNI ZAVOD ZA STATISTIKU REPUBLICKE HRVATSKE CROATIAN BUREAU OF STATISTICS			X.	XI.	XII.	I.	II.	III.	IV.	V.	VI.	VII.	VIII.	IX.	X.	XI.	XII.	I.
			2019.	2019.	2019.	2020.	2020.	2020.	2020.	2020.	2020.	2020.	2020.	2020.	2020.	2020.	2020.	2020.
F	Građevinarstvo	<i>Construction</i>	5,340	5,213	5,247	5,532	5,425	5,391	5,415	5,406	5,525	5,605	5,471	5,577	5,561	5,520	5,632	5,605
	41 Gradnja zgrada	<i>Construction of buildings</i>	4,761	4,647	4,652	4,981	4,894	4,881	4,934	4,920	5,013	5,026	4,925	5,018	5,012	4,982	5,008	5,023
	42 Gradnja građevina niskogradnje	<i>Civil engineering</i>	6,499	6,274	6,372	6,642	6,512	6,474	6,512	6,454	6,669	6,879	6,634	6,748	6,746	6,683	7,072	6,873
	43 Specijalizirane građevinske djelatnosti	<i>Specialised construction activities</i>	5,087	5,025	5,047	5,339	5,244	5,182	5,176	5,210	5,281	5,334	5,247	5,350	5,328	5,295	5,336	5,392
G	Trgovina na veliko i na malo; popravak motornih vozila i motocikla	<i>Wholesale and retail trade; repair of motor vehicles and motorcycles</i>	5,814	5,971	5,906	6,090	6,129	5,991	5,874	5,933	6,065	6,000	6,022	6,042	6,020	6,212	6,277	6,196
	45 Trgovina na veliko i na malo motornim vozilima i motociklima; popravak motornih vozila i motocikla	<i>Wholesale and retail trade and repair of motor vehicles and motorcycles</i>	6,318	6,381	6,514	6,409	6,338	6,054	5,956	6,158	6,161	6,274	6,227	6,242	6,299	6,294	6,408	6,422
	46 Trgovina na veliko, osim trgovine motornim vozilima i motociklima	<i>Wholesale trade, except of motor vehicles and motorcycles</i>	6,639	6,868	6,754	7,006	7,137	6,977	6,696	6,724	6,919	6,858	6,796	6,906	6,860	7,060	7,354	7,135
	47 Trgovina na malo, osim trgovine motornim vozilima i motociklima	<i>Retail trade, except of motor vehicles and motorcycles</i>	5,217	5,343	5,289	5,453	5,443	5,345	5,332	5,385	5,508	5,419	5,502	5,461	5,439	5,649	5,560	5,566
H	Prijevoz i skladištenje	<i>Transportation and storage</i>	6,737	6,565	6,676	6,761	6,452	6,547	6,392	6,376	6,520	6,595	6,520	6,462	6,511	6,519	6,842	6,599
	49 Kopneni prijevoz i cjevovodni transport	<i>Land transport and transport via</i>	6,036	5,774	5,873	6,226	5,828	5,822	5,799	5,805	5,941	6,009	5,887	5,898	5,937	5,971	6,189	6,052
	50 Vodeni prijevoz	<i>Water transport</i>	6,422	6,590	6,799	6,889	6,597	6,647	6,360	6,428	6,787	7,308	6,853	6,549	6,688	6,689	6,918	6,721
	51 Zračni prijevoz	<i>Air transport</i>	12,077	11,326	11,793	12,007	10,879	11,331	10,716	9,480	10,037	10,343	9,969	10,053	9,923	9,833	10,641	10,172
	52 Skladištenje i prateće djelatnosti u prijevozu	<i>Warehousing and support activities for transportation</i>	8,124	8,033	8,130	7,898	7,498	7,736	7,501	7,456	7,658	7,683	7,713	7,564	7,609	7,535	8,112	7,641
	53 Poštanske i kurirske djelatnosti	<i>Postal and courier activities</i>	5,431	5,452	5,492	5,503	5,779	5,787	5,509	5,574	5,526	5,519	5,504	5,549	5,628	5,739	5,826	5,789
I	Djelatnosti pružanja smještaja te pripreme i usluživanja hrane	<i>Accommodation and food service activities</i>	5,361	5,361	5,388	5,633	5,525	5,120	4,948	4,942	5,204	5,301	5,385	5,275	5,205	5,141	5,133	5,135
	55 Smještaj	<i>Accommodation</i>	5,974	5,992	6,143	6,552	6,448	6,081	5,540	5,449	5,900	6,033	6,113	5,995	5,953	5,930	6,015	5,997
	56 Djelatnost pripreme i usluživanja hrane i pića	<i>Food and beverage service activities</i>	4,371	4,411	4,425	4,715	4,657	4,166	4,380	4,450	4,544	4,541	4,595	4,527	4,485	4,408	4,380	4,431
J	Informacije i komunikacije	<i>Information and communication</i>	8,723	8,733	8,688	8,965	9,318	9,213	8,669	8,644	8,800	8,862	8,966	8,934	9,032	9,156	9,478	9,530
	58 Izdavačke djelatnosti	<i>Publishing activities</i>	7,232	7,168	7,212	7,700	7,251	7,062	6,774	6,793	7,078	7,432	7,234	7,383	7,264	7,278	7,467	7,434
	59 Proizvodnja filmova, videofilmova i televizijskog programa, djelatnosti snimanja zvučnih zapisa i izdavanja glazbenih zapisa	<i>Motion picture, video and television programme production, sound recording and music publishing activities</i>	6,273	6,569	6,303	6,635	6,327	6,252	6,059	6,119	6,205	6,085	6,103	6,183	6,139	6,324	6,388	6,264
	60 Emitiranje programa	<i>Programming and broadcasting</i>	7,342	7,067	7,331	7,411	6,859	7,237	7,103	6,965	7,669	7,199	7,171	7,060	7,037	7,067	7,508	7,254
	61 Telekomunikacije	<i>Telecommunications</i>	9,437	9,179	8,995	9,639	11,811	10,932	9,294	8,951	9,087	9,102	9,042	9,226	9,708	9,258	10,041	10,123

Informacije/ Information

Telefon/ Phone: +385 (0) 1 4806-138, 4806-154

Elektronička pošta/ E-mail: stat.info@dzs.hr

9.3.1.

**PROSJEČNA MJESEČNA ISPLAĆENA NETO PLAĆA PO ZAPOSLENOME U P**  
**AVERAGE MONTHLY PAID OFF NET EARNINGS PER PERSON IN PAID EMPL**

Molimo korisnike da pri korištenju podataka navedu izvor.

Users are kindly requested to state the source.

kune  
Kuna

DRŽAVNI ZAVOD ZA STATISTIKU REPUBLIKE HRVATSKE CROATIAN BUREAU OF STATISTICS			X. 2019.	XI. 2019.	XII. 2019.	I. 2020.	II. 2020.	III. 2020.	IV. 2020.	V. 2020.	VI. 2020.	VII. 2020.	VIII. 2020.	IX. 2020.	X. 2020.	XI. 2020.	XII. 2020.	I. 2021.
62	Računalno programiranje, savjetovanje i djelatnosti povezane s njima	<i>Computer programming, consultancy and related activities</i>	9,442	9,591	9,586	9,508	9,592	9,653	9,342	9,427	9,438	9,536	9,771	9,696	9,674	10,006	10,204	10,331
63	Informacijske uslužne djelatnosti	<i>Information service activities</i>	8,486	9,315	8,789	8,694	8,590	8,880	8,565	8,833	9,072	9,470	9,758	9,016	9,271	9,718	9,628	9,790
K	Financijske djelatnosti i djelatnosti osiguranja	<i>Financial and insurance activities</i>	8,701	9,323	8,819	8,983	9,053	10,096	10,250	9,058	9,713	9,058	8,964	9,067	8,989	9,293	9,411	9,318
64	Financijske uslužne djelatnosti, osim osiguranja i mirovinskih fondova	<i>Financial service activities, except insurance and pension funding</i>	9,370	9,896	9,490	9,625	9,733	11,248	11,822	9,761	10,594	9,664	9,745	9,765	9,649	10,124	10,102	10,067
65	Osiguranje, reosiguranje i mirovinski fondovi, osim obveznoga socijalnog osiguranja	<i>Insurance, reinsurance and pension funding, except compulsory social security</i>	8,252	8,274	8,382	8,648	8,670	9,247	8,296	8,457	9,186	8,893	8,295	8,725	8,613	8,620	9,018	8,825
66	Pomoćne djelatnosti kod financijskih usluga i djelatnosti osiguranja	<i>Activities auxiliary to financial services and insurance activities</i>	7,054	8,789	7,128	7,284	7,361	7,448	7,592	7,503	7,479	7,228	7,252	7,200	7,289	7,438	7,631	7,494
L	Poslovanje nekretninama	<i>Real estate activities</i>	6,022	6,201	6,016	6,293	6,112	6,276	6,060	6,056	6,122	6,174	6,111	6,205	6,265	6,436	6,473	6,550
68	Poslovanje nekretninama	<i>Real estate activities</i>	6,022	6,201	6,016	6,293	6,112	6,276	6,060	6,056	6,122	6,174	6,111	6,205	6,265	6,436	6,473	6,550
M	Stručne, znanstvene i tehničke djelatnosti	<i>Professional, scientific and technical activities</i>	7,361	7,374	7,310	7,455	7,639	7,338	7,166	7,316	7,294	7,390	7,265	7,313	7,451	7,450	7,830	7,629
69	Pravne i računovodstvene djelatnosti	<i>Legal and accounting activities</i>	6,019	5,967	6,002	6,260	6,174	6,008	5,982	6,026	6,128	6,161	6,090	6,105	6,088	6,142	6,330	6,273
70	Upravljačke djelatnosti; savjetovanje u vezi s upravljanjem	<i>Activities of head offices; management consultancy activities</i>	7,567	7,516	7,208	7,500	7,504	7,391	7,162	7,325	7,282	7,611	7,198	7,330	7,450	7,517	7,716	7,671
71	Arhitektonske djelatnosti i inženjerstvo; tehničko ispitivanje i analiza	<i>Architectural and engineering activities; technical testing and</i>	7,219	7,216	7,212	7,348	7,318	7,125	7,069	7,366	7,228	7,294	7,187	7,250	7,309	7,332	7,589	7,549
72	Znanstveno istraživanje i razvoj	<i>Scientific research and development</i>	9,723	9,896	9,651	9,803	10,017	9,798	9,568	9,652	9,708	9,819	9,694	9,820	10,471	9,975	11,284	10,267
73	Promidžba (reklama i propaganda) i istraživanje tržišta	<i>Advertising and market research</i>	8,878	8,787	8,890	8,910	11,111	9,507	8,503	8,220	8,416	8,526	8,468	8,382	8,707	8,773	9,607	8,986
74	Ostale stručne, znanstvene i tehničke djelatnosti	<i>Other professional, scientific and technical activities</i>	6,229	6,366	6,210	6,304	6,338	6,145	5,935	6,156	5,995	6,077	6,105	6,044	6,143	6,375	6,341	6,524
75	Veterinarske djelatnosti	<i>Veterinary activities</i>	6,196	6,421	6,425	6,303	6,234	6,118	6,214	6,327	6,316	6,258	6,284	6,315	6,327	6,384	6,688	6,447
N	Administrativne i pomoćne uslužne djelatnosti	<i>Administrative and support service activities</i>	4,917	4,974	5,018	5,347	5,341	5,247	5,113	5,077	5,129	5,175	5,149	5,150	5,139	5,164	5,234	5,161
77	Djelatnosti iznajmljivanja i davanja u zakup (leasing)	<i>Rental and leasing activities</i>	6,206	6,433	6,297	6,501	6,496	6,640	5,911	5,710	5,818	6,011	5,926	6,042	6,052	6,145	6,186	6,186
78	Djelatnosti zapošljavanja	<i>Employment activities</i>	4,841	4,816	5,161	5,285	5,243	5,318	5,312	5,295	5,375	5,250	5,309	5,226	5,234	5,290	5,349	5,399
79	Putničke agencije, organizatori putovanja (turoperator) i ostale rezervacijske usluge te djelatnosti povezane s njima	<i>Travel agency, tour operator reservation service and related activities</i>	5,818	5,932	6,030	6,229	6,433	5,683	5,250	5,165	5,280	5,522	5,496	5,537	5,445	5,478	5,487	5,462

Informacije/ Information

Telefon/ Phone: +385 (0) 1 4806-138, 4806-154

Elektronička pošta/ E-mail: stat.info@dzs.hr


9.3.1.

**PROSJEČNA MJESEČNA ISPLAĆENA NETO PLAĆA PO ZAPOSLENOME U P**  
**AVERAGE MONTHLY PAID OFF NET EARNINGS PER PERSON IN PAID EMPL**

Molimo korisnike da pri korištenju podataka navedu izvor.

Users are kindly requested to state the source.

 kune  
 Kuna

 DRŽAVNI ZAVOD ZA STATISTIKU REPUBLIKE HRVATSKE CROATIAN BUREAU OF STATISTICS			X.	XI.	XII.	I.	II.	III.	IV.	V.	VI.	VII.	VIII.	IX.	X.	XI.	XII.	I.
			2019.	2019.	2019.	2020.	2020.	2020.	2020.	2020.	2020.	2020.	2020.	2020.	2020.	2020.	2020.	2021.
80	Zaštitne i istražne djelatnosti	<i>Security and investigation activities</i>	4,245	4,261	4,225	4,547	4,430	4,395	4,396	4,407	4,406	4,473	4,460	4,370	4,433	4,368	4,458	4,391
81	Usluge u vezi s upravljanjem i održavanjem zgrada te djelatnosti uređenja i održavanja krajolika	<i>Services to buildings and landscape activities</i>	4,246	4,371	4,314	4,835	4,783	4,768	4,779	4,797	4,793	4,852	4,768	4,865	4,796	4,808	4,890	4,740
82	Uredske administrativne i pomoćne djelatnosti te ostale poslovne pomoćne djelatnosti	<i>Office administrative, office support and other business support activities</i>	5,737	5,840	5,540	6,146	6,255	6,030	5,998	5,938	6,061	6,052	6,042	6,032	6,054	6,131	6,209	6,385
O	Javna uprava i obrana; obvezno socijalno osiguranje	<i>Public administration and defence; compulsory social security</i>	7,544	7,683	7,734	7,932	7,934	7,899	7,931	8,034	8,063	7,976	8,072	7,956	7,883	8,009	8,257	8,382
84	Javna uprava i obrana; obvezno socijalno osiguranje	<i>Public administration and defence; compulsory social security</i>	7,544	7,683	7,734	7,932	7,934	7,899	7,931	8,034	8,063	7,976	8,072	7,956	7,883	8,009	8,257	8,382
P	Obrazovanje	<i>Education</i>	6,897	6,749	6,958	7,346	7,367	7,199	6,982	7,074	7,284	7,188	7,270	7,458	7,421	7,365	7,467	7,633
85	Obrazovanje	<i>Education</i>	6,897	6,749	6,958	7,346	7,367	7,199	6,982	7,074	7,284	7,188	7,270	7,458	7,421	7,365	7,467	7,633
Q	Djelatnosti zdravstvene zaštite i socijalne skrbi	<i>Human health and social work activities</i>	7,593	7,731	7,830	8,009	7,974	7,910	8,088	8,236	8,217	8,117	8,456	8,086	8,158	8,463	8,637	9,046
86	Djelatnosti zdravstvene zaštite	<i>Human health activities</i>	8,296	8,454	8,558	8,576	8,559	8,473	8,683	8,844	8,819	8,700	9,112	8,693	8,780	9,130	9,332	9,809
87	Djelatnosti socijalne skrbi sa smještajem	<i>Residential care activities</i>	5,705	5,709	5,796	5,933	5,817	5,834	5,984	6,060	5,974	5,882	6,027	5,863	5,881	6,010	6,102	6,285
88	Djelatnosti socijalne skrbi bez smještaja	<i>Social work activities without accommodation</i>	5,138	5,081	5,154	5,902	5,868	5,929	5,816	5,914	6,001	6,030	6,003	5,918	5,931	5,924	6,060	6,221
R	Umjetnost, zabava i rekreacija	<i>Arts, entertainment and recreation</i>	6,164	6,194	6,214	6,365	6,312	6,178	5,999	6,191	6,280	6,283	6,332	6,283	6,295	6,297	6,326	6,342
90	Kreativne, umjetničke i zabavne djelatnosti	<i>Creative, arts and entertainment</i>	7,045	7,067	7,105	7,166	7,189	7,074	6,869	7,012	7,026	7,040	6,907	7,031	7,038	7,054	7,177	7,194
91	Knjižnice, arhivi, muzeji i ostale kulturne djelatnosti	<i>Libraries, archives, museums and other cultural activities</i>	6,585	6,610	6,636	6,866	6,833	6,797	6,623	6,753	6,822	6,807	6,823	6,822	6,859	6,896	7,037	7,128
92	Djelatnosti kockanja i klađenja	<i>Gambling and betting activities</i>	5,650	5,655	5,736	5,823	5,884	5,623	5,296	5,599	5,791	5,749	5,924	5,763	5,742	5,752	5,423	5,482
93	Sportske djelatnosti te zabavne i rekreacijske djelatnosti	<i>Sports activities and amusement and recreation activities</i>	5,814	5,873	5,837	6,093	5,881	5,776	5,727	5,872	5,921	5,973	6,030	5,958	5,989	5,955	6,181	6,061
S	Ostale uslužne djelatnosti	<i>Other service activities</i>	5,603	5,639	5,668	5,645	5,570	5,439	5,471	5,538	5,547	5,557	5,508	5,503	5,522	5,567	5,626	5,564
94	Djelatnosti članskih organizacija	<i>Activities of membership</i>	6,003	6,067	6,126	6,456	6,381	6,325	6,241	6,367	6,368	6,381	6,315	6,253	6,287	6,352	6,361	6,251
95	Popravlak računala i predmeta za osobnu uporabu i kućanstvo	<i>Repair of computers and personal and household goods</i>	7,430	7,399	7,310	5,765	5,709	5,585	5,503	5,582	5,693	5,538	5,521	5,584	5,534	5,626	5,642	5,634
96	Ostale osobne uslužne djelatnosti	<i>Other personal service activities</i>	4,326	4,291	4,268	4,498	4,463	4,247	4,501	4,532	4,432	4,447	4,442	4,440	4,465	4,442	4,549	4,576

Informacije/ Information

Telefon/ Phone: +385 (0) 1 4806-138, 4806-154

Elektronička pošta/ E-mail: stat.info@dzs.hr


9.3.1.

**PROSJEČNA MJESEČNA ISPLAĆENA NETO PLAĆA PO ZAPOSLENOME U P**  
*AVERAGE MONTHLY PAID OFF NET EARNINGS PER PERSON IN PAID EMPL*

**Molimo korisnike da pri korištenju podataka navedu izvor.**

*Users are kindly requested to state the source.*

kune  
Kuna


 DRŽAVNI ZAVOD ZA STATISTIKU REPUBLIKE HRVATSKE CROATIAN BUREAU OF STATISTICS		X.	XI.	XII.	I.	II.	III.	IV.	V.	VI.	VII.	VIII.	IX.	X.	XI.	XII.	I.	
		2019.	2019.	2019.	2020.	2020.	2020.	2020.	2020.	2020.	2020.	2020.	2020.	2020.	2020.	2020.	2020.	2021.
T	Djelatnosti kućanstava kao poslodavaca; djelatnosti kućanstava koja proizvode različitu robu i obavljaju različite usluge za vlastite potrebe	-	-	-	-	-	-	-	-	-	-	-	-	-	-	-	-	-
	<i>Activities of households as employers; undifferentiated goods – and services – producing activities of households for own use</i>																	
97	Djelatnosti kućanstava koja zapošljavaju poslugu	-	-	-	-	-	-	-	-	-	-	-	-	-	-	-	-	-
	<i>Activities of households as employers of domestic personnel</i>																	
98	Djelatnosti privatnih kućanstava koja proizvode različitu robu i obavljaju različite usluge za vlastite potrebe	-	-	-	-	-	-	-	-	-	-	-	-	-	-	-	-	-
	<i>Undifferentiated goods – and services – producing activities of private households for own use</i>																	
U	Djelatnosti izvanteritorijalnih organizacija i tijela	-	-	-	-	-	-	-	-	-	-	-	-	-	-	-	-	-
	<i>Activities of extraterritorial organisations and bodies</i>																	
99	Djelatnosti izvanteritorijalnih organizacija i tijela	-	-	-	-	-	-	-	-	-	-	-	-	-	-	-	-	-
	<i>Activities of extraterritorial organisations and bodies</i>																	

9.3.1.

**PROSJEČNA MJESEČNA ISPLAĆENA NETO PLAĆA PO ZAPOSLENOME U P**  
*AVERAGE MONTHLY PAID OFF NET EARNINGS PER PERSON IN PAID EMPL*

**Molimo korisnike da pri korištenju podataka navedu izvor.**

*Users are kindly requested to state the source.*

			kune Kuna											
 DRŽAVNI ZAVOD ZA STATISTIKU REPUBLIKE HRVATSKE CROATIAN BUREAU OF STATISTICS			II.	III.	IV.	V.	VI.	VII.	VIII.	IX.	X.	XI.	XII.	
			2021.	2021.	2021.	2021.	2021.	2021.	2021.	2021.	2021.	2021.	2021.	2021.
Ukupno	<i>Total</i>		7,038	7,138	7,082	7,104	7,175	7,046	7,118	7,108	7,140	7,333	7,280	
A	Poljoprivreda, šumarstvo i ribarstvo	<i>Agriculture, forestry and fishing</i>	5,796	6,154	5,974	5,973	6,138	6,063	6,120	6,171	6,065	6,350	6,313	
01	Biljna i stočarska proizvodnja, lovstvo i uslužne djelatnosti povezane s njima	<i>Crop and animal production, hunting and related service activities</i>	5,468	5,602	5,580	5,675	5,746	5,665	5,704	5,796	5,791	6,036	5,783	
02	Šumarstvo i sječa drva	<i>Forestry and logging</i>	6,262	6,947	6,552	6,393	6,607	6,581	6,621	6,635	6,428	6,829	7,182	
03	Ribarstvo	<i>Fishing and aquaculture</i>	5,931	6,290	6,071	6,101	6,536	6,335	6,560	6,469	6,244	6,330	6,164	
B	Rudarstvo i vađenje	<i>Mining and quarrying</i>	8,023	8,016	8,091	8,157	9,691	8,011	8,150	7,986	8,105	8,287	8,271	
06	Vađenje sirove nafte i prirodnog plina	<i>Extraction of crude petroleum and natural gas</i>	11,147	10,580	11,652	10,713	15,763	10,553	11,136	10,544	10,909	11,146	11,135	
08	Ostalo rudarstvo i vađenje	<i>Other mining and quarrying</i>	6,714	7,153	6,924	7,231	7,300	7,116	7,014	6,998	6,951	7,168	7,069	
09	Pomoćne uslužne djelatnosti u rudarstvu	<i>Mining support service activities</i>	8,881	8,025	8,219	8,320	10,905	8,153	8,520	8,246	8,534	8,764	8,774	
C	Prerađivačka industrija	<i>Manufacturing</i>	6,647	6,529	6,466	6,475	6,641	6,524	6,512	6,572	6,559	6,946	6,612	
10	Proizvodnja prehrambenih proizvoda	<i>Manufacture of food products</i>	5,741	6,022	5,872	5,939	6,233	6,019	6,072	6,059	6,050	6,227	6,199	
11	Proizvodnja pića	<i>Manufacture of beverages</i>	7,759	7,682	7,927	7,906	8,339	7,881	7,966	7,953	7,738	8,227	8,055	
12	Proizvodnja duhanskih proizvoda	<i>Manufacture of tobacco products</i>	15,920	9,633	9,140	9,328	9,178	9,276	9,189	9,282	9,130	9,814	8,581	
13	Proizvodnja tekstila	<i>Manufacture of textiles</i>	5,118	5,227	5,357	5,250	5,400	5,295	5,283	5,318	5,368	5,468	5,430	
14	Proizvodnja odjeće	<i>Manufacture of wearing apparel</i>	4,349	4,387	4,361	4,401	4,409	4,462	4,351	4,472	4,533	4,588	4,521	
15	Proizvodnja kože i srodnih proizvoda	<i>Manufacture of leather and related products</i>	4,718	4,818	4,733	4,724	4,765	4,778	4,733	4,801	4,795	4,905	4,906	
16	Prerada drva i proizvoda od drva i pluta, osim namještaja; proizvodnja proizvoda od slame i pletarskih materijala	<i>Manufacture of wood and of products of wood and cork, except furniture; manufacture of articles of straw and plaiting materials</i>	5,109	5,289	5,228	5,472	5,273	5,332	5,190	5,362	5,358	5,393	5,351	
17	Proizvodnja papira i proizvoda od papira	<i>Manufacture of paper and paper</i>	6,310	6,604	6,372	6,371	6,522	6,790	6,508	6,502	6,559	6,675	6,649	
18	Tiskanje i umnožavanje snimljenih zapisa	<i>Printing and reproduction of recorded media</i>	6,312	6,457	6,739	6,566	6,525	6,480	6,542	6,567	6,610	6,800	6,631	
19	Proizvodnja koks i rafiniranih naftnih proizvoda	<i>Manufacture of coke and refined petroleum products</i>	11,102	10,640	11,634	10,756	15,823	10,624	11,140	10,579	10,928	11,160	11,152	
20	Proizvodnja kemikalija i kemijskih proizvoda	<i>Manufacture of chemicals and chemical products</i>	6,672	6,936	6,912	6,919	7,099	7,138	6,908	6,828	6,904	7,159	6,922	
21	Proizvodnja osnovnih farmaceutskih proizvoda i farmaceutskih pripravaka	<i>Manufacture of basic pharmaceutical products and pharmaceutical preparations</i>	18,989	10,119	10,323	10,587	10,536	10,379	10,382	10,240	10,491	10,500	10,445	

Informacije/ Information

Telefon/ Phone: +385 (0) 1 4806-138, 4806-154

Elektronička pošta/ E-mail: stat.info@dzs.hr


9.3.1.

**PROSJEČNA MJESEČNA ISPLAĆENA NETO PLAĆA PO ZAPOSLENOME U P**  
*AVERAGE MONTHLY PAID OFF NET EARNINGS PER PERSON IN PAID EMPL*

Molimo korisnike da pri korištenju podataka navedu izvor.

*Users are kindly requested to state the source.*

kune  
Kuna

 DRŽAVNI ZAVOD ZA STATISTIKU REPUBLICKE HRVATSKE CROATIAN BUREAU OF STATISTICS		II.	III.	IV.	V.	VI.	VII.	VIII.	IX.	X.	XI.	XII.
		2021.	2021.	2021.	2021.	2021.	2021.	2021.	2021.	2021.	2021.	2021.
22	Proizvodnja proizvoda od gume i plastike <i>Manufacture of rubber and plastic products</i>	5,567	5,853	5,724	5,721	5,858	5,791	5,781	5,841	5,826	6,169	5,892
23	Proizvodnja ostalih nemetalnih mineralnih proizvoda <i>Manufacture of other non-metallic mineral products</i>	7,171	7,686	6,991	7,215	7,109	7,162	7,155	7,159	7,126	7,319	7,263
24	Proizvodnja metala <i>Manufacture of basic metals</i>	5,810	6,169	6,061	6,101	6,247	6,248	6,234	6,154	6,228	6,391	6,727
25	Proizvodnja gotovih metalnih proizvoda, osim strojeva i opreme <i>Manufacture of fabricated metal products, except machinery and equipment</i>	6,229	6,596	6,465	6,401	6,530	6,536	6,474	6,613	6,564	6,781	6,638
26	Proizvodnja računala te elektroničkih i optičkih proizvoda <i>Manufacture of computer, electronic and optical products</i>	7,482	7,630	7,961	7,851	7,663	7,775	7,555	7,761	7,729	7,916	8,305
27	Proizvodnja električne opreme <i>Manufacture of electrical equipment</i>	7,343	7,610	7,992	7,693	8,401	7,562	7,590	7,954	7,656	9,456	8,032
28	Proizvodnja strojeva i uređaja, d. n. <i>Manufacture of machinery and equipment n. e. c.</i>	7,189	7,358	7,258	7,224	7,544	7,330	7,256	7,440	7,446	7,671	7,715
29	Proizvodnja motornih vozila, prikolica i poluprikolica <i>Manufacture of motor vehicles, trailers and semi-trailers</i>	5,787	6,128	5,929	5,919	6,056	6,067	5,986	6,038	6,045	6,784	6,774
30	Proizvodnja ostalih prijevoznih sredstava <i>Manufacture of other transport</i>	6,267	6,625	6,644	6,500	6,650	6,618	6,685	6,808	6,806	6,891	6,846
31	Proizvodnja namještaja <i>Manufacture of furniture</i>	5,434	5,343	5,287	5,340	5,408	5,445	5,342	5,476	5,545	5,629	5,599
32	Ostala prerađivačka industrija <i>Other manufacturing</i>	5,345	5,499	5,439	5,461	5,535	5,733	5,469	5,621	5,599	5,733	5,619
33	Popravak i instaliranje strojeva i opreme <i>Repair and installation of machinery and equipment</i>	10,054	8,625	8,517	8,470	8,550	8,396	8,851	8,560	8,483	10,570	7,429
D	Opskrba električnom energijom, plinom, parom i klimatizacija <i>Electricity, gas, steam and air conditioning supply</i>	8,650	9,592	9,333	9,100	9,377	8,878	9,395	9,309	9,025	9,373	10,045
35	Opskrba električnom energijom, plinom, parom i klimatizacija <i>Electricity, gas, steam and air conditioning supply</i>	8,650	9,592	9,333	9,100	9,377	8,878	9,395	9,309	9,025	9,373	10,045
E	Opskrba vodom; uklanjanje otpadnih voda, gospodarenje otpadom te djelatnosti sanacije okoliša <i>Water supply; sewerage, waste management and remediation activities</i>	6,200	6,480	6,393	6,334	6,528	6,496	6,508	6,465	6,420	6,612	6,642
36	Skupljanje, pročišćavanje i opskrba vodom <i>Water collection, treatment and</i>	6,654	7,019	6,903	6,768	6,951	6,992	6,957	6,875	6,845	7,066	7,160
37	Uklanjanje otpadnih voda <i>Sewerage</i>	7,100	7,702	7,531	7,347	7,729	7,760	7,742	7,859	7,408	8,660	7,820
38	Skupljanje otpada, djelatnosti obrade i zbrinjavanja otpada; uporaba materijala <i>Waste collection, treatment and disposal activities; materials recovery</i>	5,776	6,021	5,937	5,934	6,108	6,066	6,108	6,043	6,016	6,161	6,194
39	Djelatnosti sanacije okoliša te ostale djelatnosti gospodarenja otpadom <i>Remediation activities and other waste management services</i>	7,666	7,706	7,848	7,829	8,241	7,918	7,847	8,245	8,066	8,139	8,024

Informacije/ Information

Telefon/ Phone: +385 (0) 1 4806-138, 4806-154

Elektronička pošta/ E-mail: stat.info@dzs.hr



9.3.1.

**PROSJEČNA MJESEČNA ISPLAĆENA NETO PLAĆA PO ZAPOSLENOME U P**  
**AVERAGE MONTHLY PAID OFF NET EARNINGS PER PERSON IN PAID EMPL**

Molimo korisnike da pri korištenju podataka navedu izvor.

Users are kindly requested to state the source.

			kune											
			Kuna											
DRŽAVNI ZAVOD ZA STATISTIKU REPUBLIKE HRVATSKE CROATIAN BUREAU OF STATISTICS			II. 2021.	III. 2021.	IV. 2021.	V. 2021.	VI. 2021.	VII. 2021.	VIII. 2021.	IX. 2021.	X. 2021.	XI. 2021.	XII. 2021.	
F	Građevinarstvo	Construction	5,560	5,764	5,650	5,682	5,749	5,786	5,746	5,811	5,768	5,832	5,851	
	41 Gradnja zgrada	Construction of buildings	5,011	5,173	5,108	5,192	5,197	5,203	5,218	5,300	5,261	5,303	5,268	
	42 Gradnja građevina niskogradnje	Civil engineering	6,785	7,110	6,903	6,840	6,968	7,087	6,929	7,020	6,961	7,153	7,371	
	43 Specijalizirane građevinske djelatnosti	Specialised construction activities	5,352	5,502	5,405	5,434	5,514	5,529	5,507	5,551	5,533	5,534	5,526	
G	Trgovina na veliko i na malo; popravak motornih vozila i motocikla	Wholesale and retail trade; repair of motor vehicles and motorcycles	6,326	6,354	6,288	6,334	6,421	6,327	6,539	6,392	6,436	6,676	6,576	
	45 Trgovina na veliko i na malo motornim vozilima i motociklima; popravak motornih vozila i motocikla	Wholesale and retail trade and repair of motor vehicles and motorcycles	6,432	6,553	6,591	6,600	6,677	6,687	6,653	6,675	6,751	6,842	6,872	
	46 Trgovina na veliko, osim trgovine motornim vozilima i motociklima	Wholesale trade, except of motor vehicles and motorcycles	7,393	7,523	7,277	7,221	7,340	7,267	7,238	7,348	7,286	7,648	7,650	
	47 Trgovina na malo, osim trgovine motornim vozilima i motociklima	Retail trade, except of motor vehicles and motorcycles	5,628	5,579	5,600	5,723	5,796	5,676	6,084	5,736	5,831	6,015	5,842	
H	Prijevoz i skladištenje	Transportation and storage	6,465	6,766	6,710	6,710	6,812	6,800	6,918	6,738	6,735	6,921	7,024	
	49 Kopneni prijevoz i cjevovodni transport	Land transport and transport via	5,924	6,224	6,129	6,146	6,229	6,182	6,268	6,178	6,136	6,274	6,356	
	50 Vodeni prijevoz	Water transport	6,493	6,773	6,794	6,756	6,988	7,204	7,376	6,958	7,204	7,654	7,602	
	51 Zračni prijevoz	Air transport	9,725	10,732	10,523	10,369	10,822	10,594	10,851	10,445	10,212	10,754	10,879	
	52 Skladištenje i prateće djelatnosti u prijevozu	Warehousing and support activities for transportation	7,474	7,814	7,807	7,829	8,000	7,971	8,212	7,852	7,865	8,163	8,357	
	53 Poštanske i kurirske djelatnosti	Postal and courier activities	5,811	5,946	5,960	5,885	5,822	5,858	5,800	5,798	5,854	5,875	5,888	
I	Djelatnosti pružanja smještaja te pripreme i usluživanja hrane	Accommodation and food service activities	5,112	5,254	5,330	5,467	5,647	5,601	5,803	5,747	5,742	5,902	5,771	
	55 Smještaj	Accommodation	5,953	6,137	6,246	6,373	6,544	6,373	6,658	6,526	6,535	6,979	6,812	
	56 Djelatnost pripreme i usluživanja hrane i pića	Food and beverage service activities	4,431	4,508	4,537	4,619	4,728	4,746	4,837	4,849	4,876	4,835	4,829	
J	Informacije i komunikacije	Information and communication	9,695	10,404	9,549	9,603	9,611	9,601	9,761	9,726	9,812	10,073	10,025	
	58 Izdavačke djelatnosti	Publishing activities	7,345	7,434	7,570	7,468	7,558	7,776	7,687	7,711	7,757	7,903	8,025	
	59 Proizvodnja filmova, videofilmova i televizijskog programa, djelatnosti snimanja zvučnih zapisa i izdavanja glazbenih zapisa	Motion picture, video and television programme production, sound recording and music publishing activities	6,391	6,359	6,493	6,583	6,478	6,514	6,426	6,558	6,656	6,535	6,602	
	60 Emitiranje programa	Programming and broadcasting	6,894	8,570	7,089	7,280	7,706	7,596	7,733	7,598	7,488	7,711	8,436	
	61 Telekomunikacije	Telecommunications	10,368	12,463	9,758	10,230	9,286	9,536	9,666	9,832	9,930	9,800	9,881	

Informacije/ Information

Telefon/ Phone: +385 (0) 1 4806-138, 4806-154

Elektronička pošta/ E-mail: stat.info@dzs.hr


9.3.1.

**PROSJEČNA MJESEČNA ISPLAĆENA NETO PLAĆA PO ZAPOSLENOME U P**  
*AVERAGE MONTHLY PAID OFF NET EARNINGS PER PERSON IN PAID EMPL*

Molimo korisnike da pri korištenju podataka navedu izvor.

*Users are kindly requested to state the source.*

kune  
Kuna

 DRŽAVNI ZAVOD ZA STATISTIKU REPUBLIKE HRVATSKE CROATIAN BUREAU OF STATISTICS			II. 2021.	III. 2021.	IV. 2021.	V. 2021.	VI. 2021.	VII. 2021.	VIII. 2021.	IX. 2021.	X. 2021.	XI. 2021.	XII. 2021.
62	Računalno programiranje, savjetovanje i djelatnosti povezane s njima	<i>Computer programming, consultancy and related activities</i>	10,630	10,400	10,388	10,325	10,556	10,404	10,652	10,484	10,613	10,984	10,757
63	Informacijske uslužne djelatnosti	<i>Information service activities</i>	9,826	13,237	10,104	10,130	10,316	10,482	10,347	10,802	10,682	11,040	11,041
K	Financijske djelatnosti i djelatnosti osiguranja	<i>Financial and insurance activities</i>	9,492	10,027	10,275	9,634	10,294	9,542	9,408	9,692	9,605	10,017	9,785
64	Financijske uslužne djelatnosti, osim osiguranja i mirovinskih fondova	<i>Financial service activities, except insurance and pension funding</i>	10,211	10,761	11,387	10,522	11,360	10,229	10,225	10,708	10,537	11,122	10,656
65	Osiguranje, reosiguranje i mirovinski fondovi, osim obveznoga socijalnog osiguranja	<i>Insurance, reinsurance and pension funding, except compulsory social security</i>	9,024	9,930	9,254	8,938	9,903	9,452	8,962	8,961	8,986	9,167	9,338
66	Pomoćne djelatnosti kod financijskih usluga i djelatnosti osiguranja	<i>Activities auxiliary to financial services and insurance activities</i>	7,743	7,729	8,035	7,729	7,310	7,429	7,345	7,367	7,424	7,602	7,561
L	Poslovanje nekretninama	<i>Real estate activities</i>	6,403	6,616	6,556	6,578	6,554	6,539	6,577	6,613	6,665	6,951	6,767
68	Poslovanje nekretninama	<i>Real estate activities</i>	6,403	6,616	6,556	6,578	6,554	6,539	6,577	6,613	6,665	6,951	6,767
M	Stručne, znanstvene i tehničke djelatnosti	<i>Professional, scientific and technical activities</i>	7,857	7,958	7,799	7,819	7,956	7,747	7,734	7,842	7,863	7,992	8,146
69	Pravne i računovodstvene djelatnosti	<i>Legal and accounting activities</i>	6,281	6,332	6,344	6,364	6,512	6,331	6,418	6,465	6,451	6,494	6,472
70	Upravljačke djelatnosti; savjetovanje u vezi s upravljanjem	<i>Activities of head offices; management consultancy activities</i>	7,666	8,018	7,771	7,620	7,730	7,605	7,592	7,639	7,727	7,837	7,922
71	Arhitektonske djelatnosti i inženjerstvo; tehničko ispitivanje i analiza	<i>Architectural and engineering activities; technical testing and</i>	7,599	7,812	7,716	7,870	7,815	7,798	7,755	7,832	7,818	8,055	7,848
72	Znanstveno istraživanje i razvoj	<i>Scientific research and development</i>	10,837	10,389	10,917	10,611	11,959	10,185	10,212	10,566	10,696	10,649	10,859
73	Promidžba (reklama i propaganda) i istraživanje tržišta	<i>Advertising and market research</i>	10,836	10,680	9,023	8,986	8,828	9,025	8,944	9,190	9,139	9,255	11,676
74	Ostale stručne, znanstvene i tehničke djelatnosti	<i>Other professional, scientific and technical activities</i>	6,401	6,602	6,551	6,586	6,556	6,701	6,606	6,683	6,851	6,841	6,904
75	Veterinarske djelatnosti	<i>Veterinary activities</i>	6,428	6,486	6,448	6,508	6,516	6,526	6,528	6,543	6,601	6,649	6,774
N	Administrativne i pomoćne uslužne djelatnosti	<i>Administrative and support service activities</i>	5,148	5,234	5,234	5,248	5,320	5,347	5,407	5,399	5,458	5,489	5,561
77	Djelatnosti iznajmljivanja i davanja u zakup (leasing)	<i>Rental and leasing activities</i>	6,641	6,362	6,397	6,463	6,524	6,546	6,620	6,661	6,648	6,761	6,737
78	Djelatnosti zapošljavanja	<i>Employment activities</i>	5,331	5,385	5,479	5,467	5,525	5,463	5,516	5,476	5,688	5,700	5,621
79	Putničke agencije, organizatori putovanja (turoperator) i ostale rezervacijske usluge te djelatnosti povezane s njima	<i>Travel agency, tour operator reservation service and related activities</i>	5,447	5,529	5,508	5,562	5,632	5,643	5,715	5,874	5,902	5,926	6,141

Informacije/ Information

Telefon/ Phone: +385 (0) 1 4806-138, 4806-154

Elektronička pošta/ E-mail: stat.info@dzs.hr


9.3.1.

**PROSJEČNA MJESEČNA ISPLAĆENA NETO PLAĆA PO ZAPOSLENOME U P**  
*AVERAGE MONTHLY PAID OFF NET EARNINGS PER PERSON IN PAID EMPL*

Molimo korisnike da pri korištenju podataka navedu izvor.

*Users are kindly requested to state the source.*

kune  
Kuna

 DRŽAVNI ZAVOD ZA STATISTIKU REPUBLIKE HRVATSKE CROATIAN BUREAU OF STATISTICS			II. 2021.	III. 2021.	IV. 2021.	V. 2021.	VI. 2021.	VII. 2021.	VIII. 2021.	IX. 2021.	X. 2021.	XI. 2021.	XII. 2021.
80	Zaštitne i istražne djelatnosti	<i>Security and investigation activities</i>	4,277	4,427	4,411	4,478	4,491	4,596	4,660	4,548	4,577	4,546	4,720
81	Usluge u vezi s upravljanjem i održavanjem zgrada te djelatnosti uređenja i održavanja krajolika	<i>Services to buildings and landscape activities</i>	4,701	4,865	4,796	4,785	4,821	4,847	4,886	4,937	4,921	4,907	5,054
82	Uredske administrativne i pomoćne djelatnosti te ostale poslovne pomoćne djelatnosti	<i>Office administrative, office support and other business support activities</i>	6,327	6,489	6,412	6,389	6,647	6,589	6,649	6,664	6,638	6,818	6,744
O	Javna uprava i obrana; obvezno socijalno osiguranje	<i>Public administration and defence; compulsory social security</i>	8,285	8,304	8,418	8,433	8,392	8,322	8,380	8,307	8,400	8,444	8,641
84	Javna uprava i obrana; obvezno socijalno osiguranje	<i>Public administration and defence; compulsory social security</i>	8,285	8,304	8,418	8,433	8,392	8,322	8,380	8,307	8,400	8,444	8,641
P	Obrazovanje	<i>Education</i>	7,822	7,851	7,738	7,856	7,881	7,710	7,782	7,942	7,909	7,829	7,833
85	Obrazovanje	<i>Education</i>	7,822	7,851	7,738	7,856	7,881	7,710	7,782	7,942	7,909	7,829	7,833
Q	Djelatnosti zdravstvene zaštite i socijalne skrbi	<i>Human health and social work activities</i>	8,659	8,624	8,869	9,074	8,824	8,692	8,882	8,573	8,760	8,902	8,800
86	Djelatnosti zdravstvene zaštite	<i>Human health activities</i>	9,373	9,323	9,630	9,888	9,577	9,424	9,644	9,262	9,492	9,646	9,496
87	Djelatnosti socijalne skrbi sa smještajem	<i>Residential care activities</i>	6,067	6,092	6,204	6,272	6,226	6,102	6,258	6,106	6,140	6,240	6,268
88	Djelatnosti socijalne skrbi bez smještaja	<i>Social work activities without accommodation</i>	6,137	6,202	6,099	6,047	6,040	6,047	6,054	6,122	6,133	6,188	6,271
R	Umjetnost, zabava i rekreacija	<i>Arts, entertainment and recreation</i>	6,540	6,493	6,566	6,706	6,662	6,534	6,562	6,630	6,668	6,848	6,691
90	Kreativne, umjetničke i zabavne djelatnosti	<i>Creative, arts and entertainment</i>	7,234	7,227	7,230	7,287	7,404	7,259	7,160	7,311	7,408	7,368	7,448
91	Knjižnice, arhivi, muzeji i ostale kulturne djelatnosti	<i>Libraries, archives, museums and other cultural activities</i>	7,139	7,159	7,180	7,204	7,195	7,088	7,140	7,147	7,199	7,212	7,210
92	Djelatnosti kockanja i klađenja	<i>Gambling and betting activities</i>	5,640	5,781	6,076	6,397	5,996	5,978	6,061	6,035	6,061	6,697	6,148
93	Sportske djelatnosti te zabavne i rekreacijske djelatnosti	<i>Sports activities and amusement and recreation activities</i>	6,502	6,211	6,156	6,285	6,442	6,221	6,243	6,385	6,401	6,432	6,370
S	Ostale uslužne djelatnosti	<i>Other service activities</i>	5,568	5,642	5,616	5,623	5,625	5,583	5,607	5,647	5,719	5,826	5,924
94	Djelatnosti članskih organizacija	<i>Activities of membership</i>	6,214	6,309	6,273	6,294	6,252	6,194	6,214	6,272	6,436	6,615	6,770
95	Popravak računala i predmeta za osobnu uporabu i kućanstvo	<i>Repair of computers and personal and household goods</i>	5,915	5,691	5,663	5,703	5,786	5,703	5,714	5,841	5,781	5,858	5,894
96	Ostale osobne uslužne djelatnosti	<i>Other personal service activities</i>	4,542	4,631	4,612	4,615	4,635	4,630	4,662	4,667	4,685	4,701	4,748

Informacije/ Information

Telefon/ Phone: +385 (0) 1 4806-138, 4806-154

Elektronička pošta/ E-mail: stat.info@dzs.hr

9.3.1.

**PROSJEČNA MJESEČNA ISPLAĆENA NETO PLAĆA PO ZAPOSLENOME U P**  
*AVERAGE MONTHLY PAID OFF NET EARNINGS PER PERSON IN PAID EMPL*

**Molimo korisnike da pri korištenju podataka navedu izvor.**

*Users are kindly requested to state the source.*

kune  
Kuna

 DRŽAVNI ZAVOD ZA STATISTIKU REPUBLIKE HRVATSKE CROATIAN BUREAU OF STATISTICS		II.	III.	IV.	V.	VI.	VII.	VIII.	IX.	X.	XI.	XII.
		2021.	2021.	2021.	2021.	2021.	2021.	2021.	2021.	2021.	2021.	2021.
T	Djelatnosti kućanstava kao poslodavaca; djelatnosti kućanstava koja proizvode različitu robu i obavljaju različite usluge za vlastite potrebe	-	-	-	-	-	-	-	-	-	-	-
	<i>Activities of households as employers; undifferentiated goods – and services – producing activities of households for own use</i>											
97	Djelatnosti kućanstava koja zapošljavaju poslugu	-	-	-	-	-	-	-	-	-	-	-
	<i>Activities of households as employers of domestic personnel</i>											
98	Djelatnosti privatnih kućanstava koja proizvode različitu robu i obavljaju različite usluge za vlastite potrebe	-	-	-	-	-	-	-	-	-	-	-
	<i>Undifferentiated goods – and services – producing activities of private households for own use</i>											
U	Djelatnosti izvanteritorijalnih organizacija i tijela	-	-	-	-	-	-	-	-	-	-	-
	<i>Activities of extraterritorial organisations and bodies</i>											
99	Djelatnosti izvanteritorijalnih organizacija i tijela	-	-	-	-	-	-	-	-	-	-	-
	<i>Activities of extraterritorial organisations and bodies</i>											

Informacije/ Information

Telefon/ Phone: +385 (0) 1 4806-138, 4806-154

Elektronička pošta/ E-mail: stat.info@dzs.hr